

Blaine Police Department

Patrol Division



Staffing Analysis

August, 2020

Prepared by:
Captain Matt Carlson and GIS Coordinator Cory Richter

Introduction

At the request of Chief Podany a study was conducted to evaluate staffing allocation, current shifts, call distribution and patrol districts to determine if we were providing the most efficient law enforcement services to our community and stakeholders.

Data was extracted from our Records Management System (RMS) and Computer Aided Dispatch (CAD) for the years of study. Staff within the Police Department and Geographic Information Services contributed to the analysis.

We received all the CAD data from years 2017, 2018, and 2019. It is standard to analyze a minimum of three years to establish patterns. For the purposes of this study additional years were not included due to changes in RMS and CAD prior to 2017 that would have skewed comparison of incident classifications.

The data that was provided consisted of Case numbers, Call Priority Classifications, Call Descriptions, Location, Created Times, Dispatched Times, Enroute Times, Arrival Times and Cleared Times. The data was provided in a format that required a significant amount of work to make it ready for analysis.

It is important to note that for the analysis of Calls for Service related to Patrol Officers, certain data had to be excluded; those excluded records were incidents assigned to CSOs, self-initiated activity such as traffic stops, warrant attempts, and follow up investigations considered administrative duties, (see **Appendix A.**) While most DWI arrests are self-initiated, some are reported by witnesses and others are the result of a traffic crash. Therefore, for the purposes of our study, DWI arrests are included.

Crime classifications are initially entered into CAD by dispatchers who gather information from a 911 caller and dispatch the officer(s). As the case is investigated, the classification can change but the CAD information reported will remain as initially defined by the dispatcher with limited information at the time. Therefore, some discrepancies in call classifications will exist but the analysis of officer's time devoted to the calls will be accurate.

Some data is provided for reference in this summary but is not specifically used to make recommendations either way about staffing allocations at this time.

For our analysis we relied upon two main sources for direction in producing such a study:

1. ***A Performance-Based Approach to Police Staffing and Allocation*** by Jeremy M. Wilson and Alexander Weiss of Michigan State University working with the US Department of Justice – Office of Community Oriented Policing Services, August, 2012.
2. ***Budgeting and Staffing*** by Hugo McPhee of the Minnesota Bureau of Criminal Apprehension, Management and Staffing, April, 2019.

There are four generally accepted approaches to determining police staffing levels within a law enforcement agency: The Per Capita Approach, The Minimum Staffing Approach, The Authorized Level Approach, and The Workload Based Approach.¹

The following is a brief summary of each approach:

1. The Per Capita Approach
 - a. Based on a comparison to other agencies of similar size and demographics
 - b. Simplicity and ease of interpretation
 - c. Only addresses quantity of officers and not how they spend their time, the quality of their efforts, community conditions, needs and expectations
 - d. There is no generally accepted benchmark for the optimal staffing rate
 - e. Crime levels and community needs differ from one agency to the next
 - f. Ignores seasonal changes in population (large events)
 - g. Does not account for non-crime related functions and activities
 - h. Does not account for community context for determining staffing levels
 - i. International Association of Chiefs of Police (IACP) strongly advises against using this approach for police staffing determinations
2. The Minimum Staffing Approach
 - a. Requires police supervisors to estimate a sufficient number of patrol officers that must be deployed at any one time to maintain officer safety and provide an adequate level of protection to the public
 - b. Fairly common approach among police agencies nationwide
 - c. Usually more appropriate for smaller agencies with fewer calls for service but residents expect a minimum number of officers to be on duty at all times
 - d. No objective standards for setting the minimum staffing level
 - e. Represents a perceived need that does not take into consideration: response times, workload, presence of officers, immediate availability, distance to travel to calls, shift schedules and other performance criteria
 - f. Staffing levels are based on meeting the min level rather than optimizing the available resources to meet workload demand – often resulting in unneeded posting of overtime to fill minimums
3. The Authorized Level Approach
 - a. Often driven by resource availability and political decision-making
 - b. Incremental budgeting process vs. identifiable criteria such as demand for service, community expectations, etc.
 - c. Artificial benchmark can create misperception that the department is overworked/understaffed if authorized level is not met
 - d. Unless staffed above authorized level, fluctuations in recruitment, selection, training and attrition may lead to actual staffing levels falling below the authorized level
 - e. Artificially diminishes morale and productivity

¹ Jeremy M. Wilson, Alexander Weiss, *A Performance Based Approach to Police Staffing and Allocation*, US Dept. of Justice, 2012

4. The Workload Based Approach

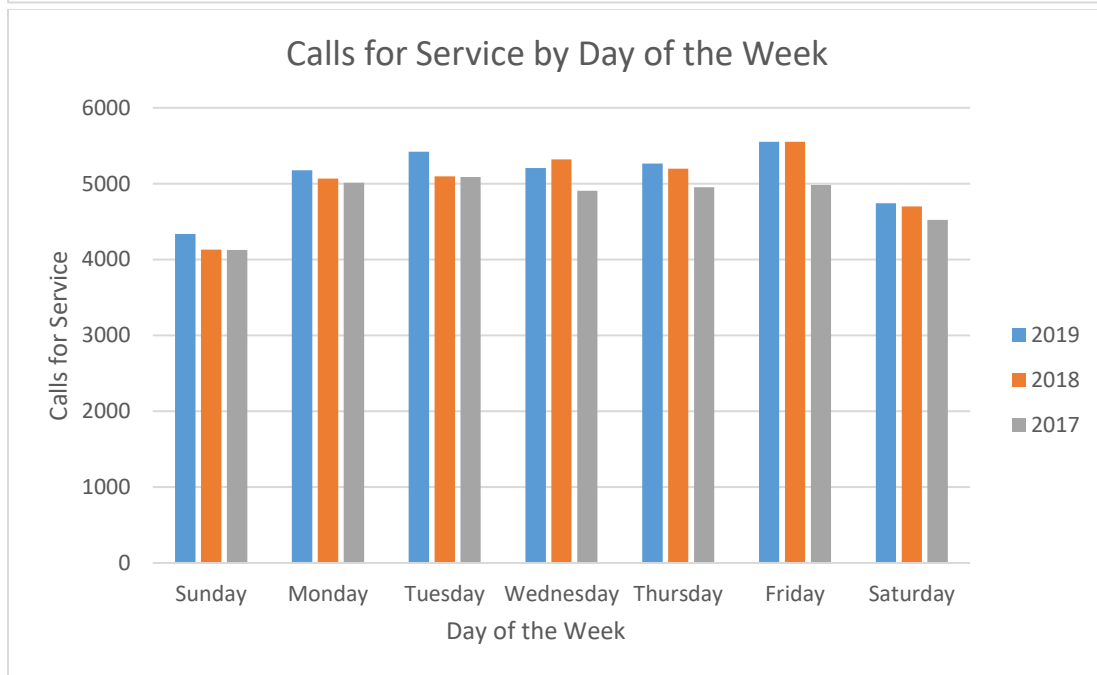
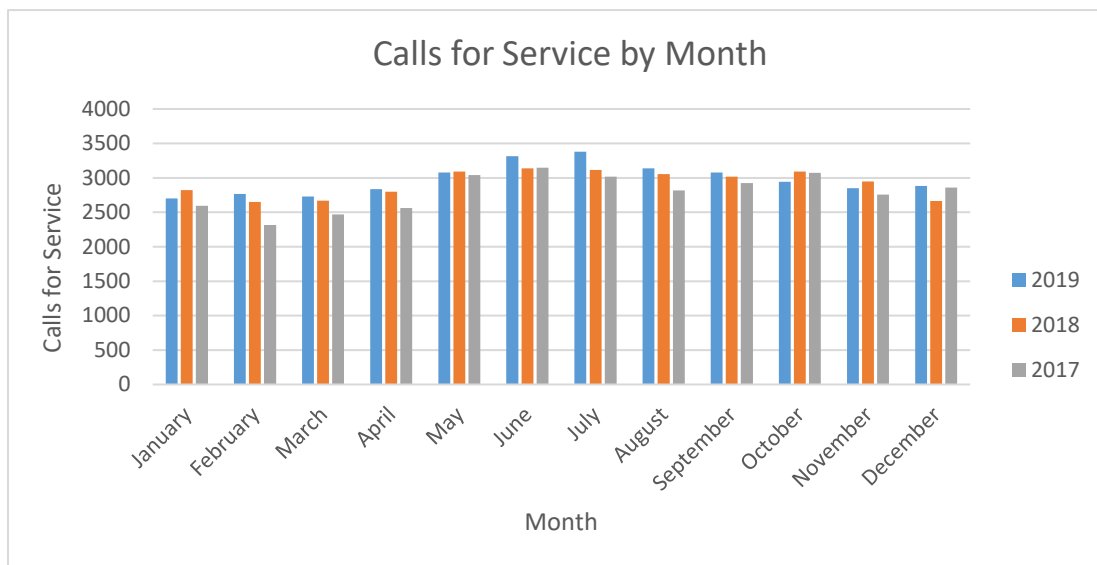
- a. The standard codified approach by the Commission on Accreditation for Law Enforcement Agencies
- b. Estimates future staffing needs by modeling levels of current activity
- c. Workload assessment should be completed every 3 years
- d. Workload models are complicated and require intensive calculations
- e. Require difficult decisions on a wide array of issues that are very difficult for officials and communities to make – such as how frequently streets should be patrolled- and do not account for discretionary activities like community policing and officer-initiated activities.
- f. Derive Staffing indicators from demand for service data
- g. Requirement to systematically analyze and determine staffing needs based upon actual workload demands while accounting for service-style preferences and other agency features and characteristics
- h. There is no universally accepted standard method for conducting a workload-based assessment

We've elected to utilize the **Workload-Based Approach** for our analysis because it provides us with the broadest picture of our actual calls for service, how they are distributed by shift, time of day, day of week, month of year, and their geographic location with respect to our currently established patrol borders. This approach is purely data driven and the most accurate one we can use. It will allow us to analyze seasonal resource allocation and provide us with a more accurate assessment of our required staffing levels year round based on call loads.

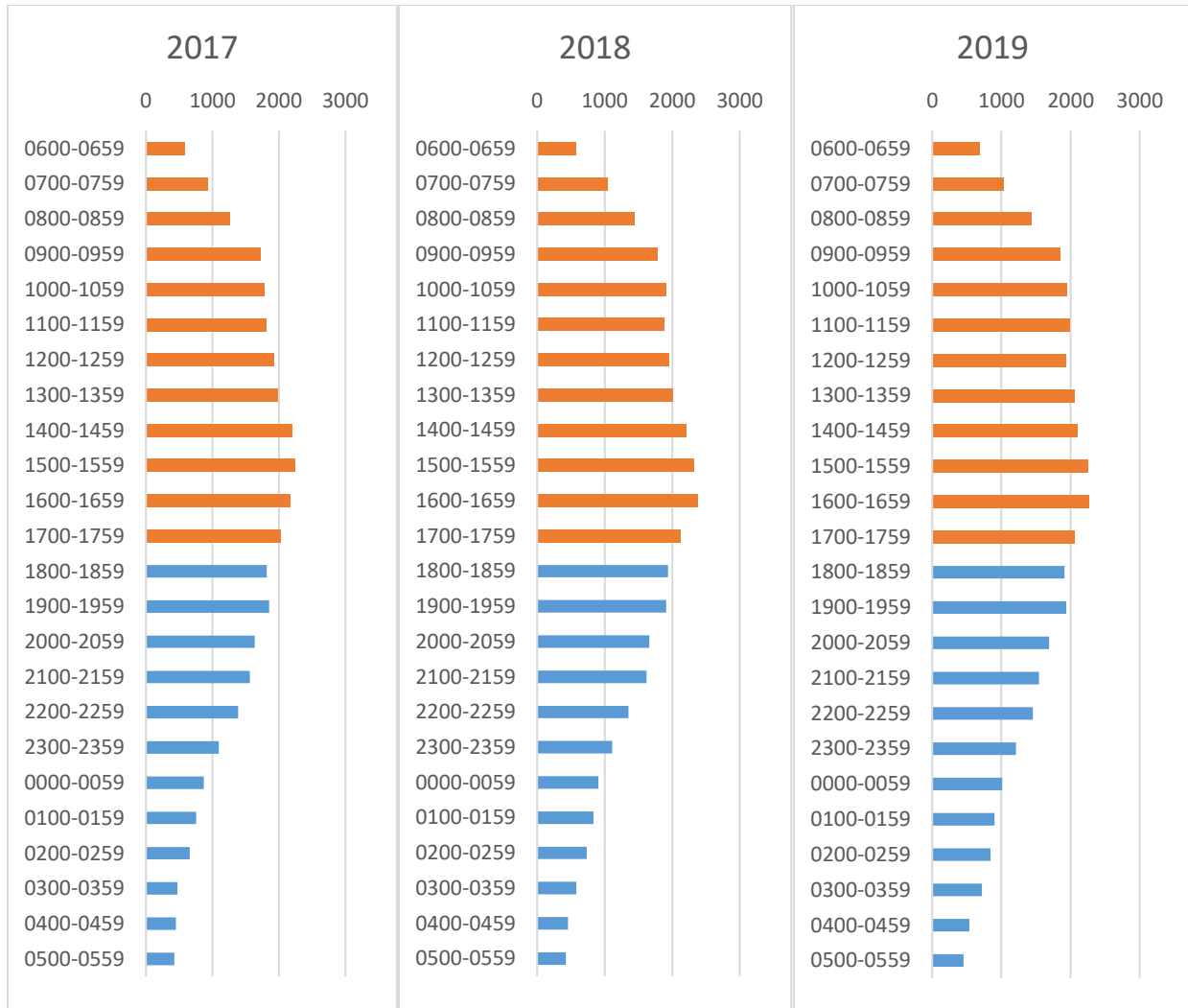
The 6 Steps to creating a Workload-Based assessment are:

1. Examine the distribution of calls for service by hour of day, day of week and month
2. Examine the nature of calls for service
3. Estimate time consumed on calls for service
4. Calculate agency shift-relief factor
5. Establish performance objectives
6. Provide staffing estimates

1. **Examine the Distribution of Calls for Service.** The data that demonstrates the distribution of calls for service by hour of day, day of week and month is important for better understanding when officers are most needed to respond to citizen requests for assistance. We exclude “self-initiated” activity such as traffic stops and warrant attempts from this data. DWI arrests were intentionally included due to the fact that some are called in by citizens and dispatched and some are the result of a crash investigation. These self-initiated activities, if not excluded from our analysis, could grossly exaggerate the number of citizen-generated calls. These self-initiated activities and the time they consume are important for seeing the bigger picture of patrol activity but can be treated as a variable that the department can determine based on its philosophy and community expectations.

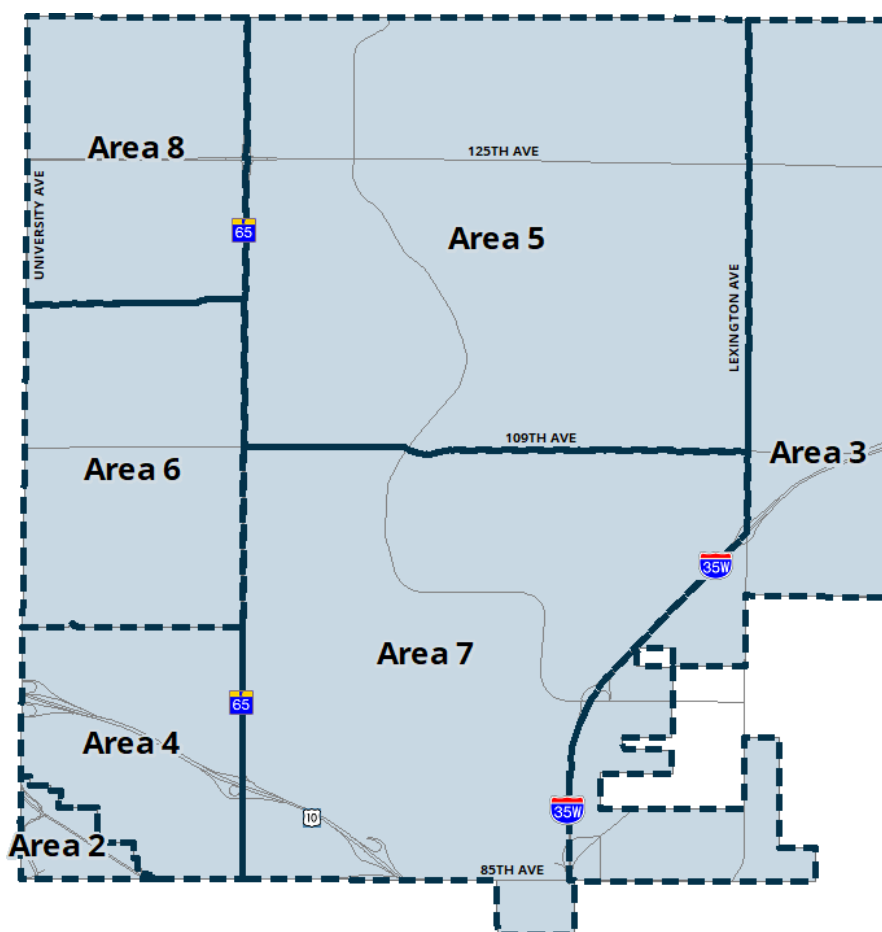


Calls for Service by Time of Day

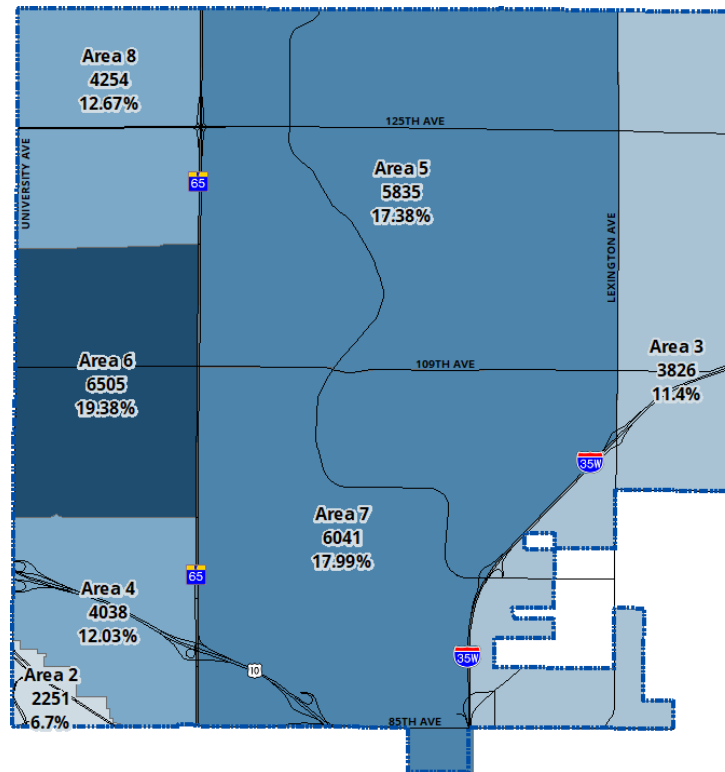
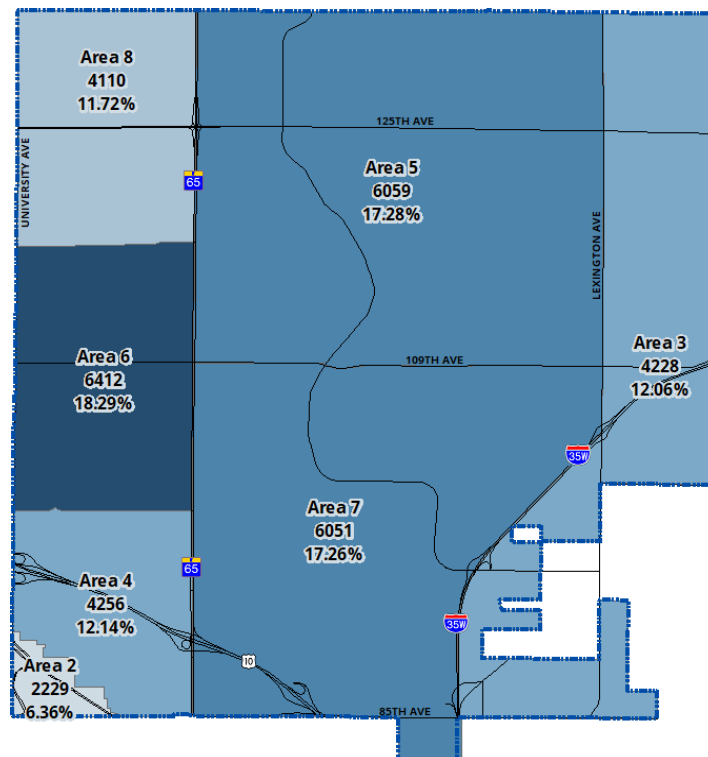


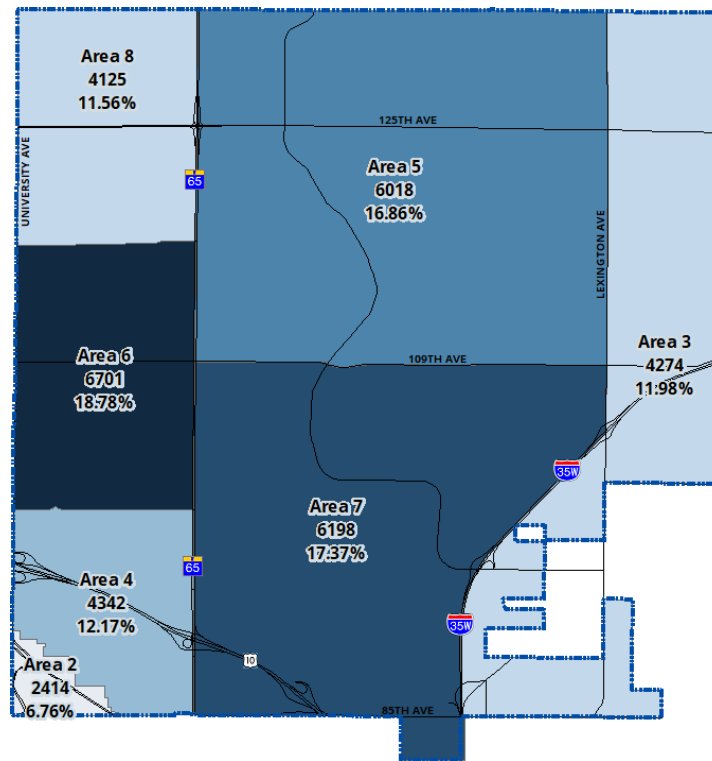
2. **Examine the Nature of Calls for Service** and their geographic distribution will help to better understand the work that our officers are doing and where they are concentrating their effort. Call types of a more serious nature in one patrol area compared with another could influence the drafting of patrol area (district) boundaries. See **Appendix B** for more details.

	Square Miles	2017 Calls	% of Total	2018 Calls	% of Total	2019 Calls	% of Total
Area 2	0.38	2251	6.70%	2229	6.36%	2414	6.76%
Area 3	5.75	3826	11.40%	4228	12.06%	4274	11.98%
Area 4	2.32	4038	12.03%	4256	12.14%	4342	12.17%
Area 5	10.55	5835	17.38%	6059	17.28%	6018	16.86%
Area 6	3.45	6505	19.38%	6412	18.29%	6701	18.78%
Area 7	8.56	6041	17.99%	6051	17.26%	6198	17.37%
Area 8	3.05	4254	12.67%	4110	11.72%	4125	11.56%
Out of Area	N/A	822	2.45%	1710	4.88%	1619	4.54%



City of Blaine Patrol Districts

**2017 Calls for Service Distribution****2018 Calls for Service Distribution**



2019 Calls for Service Distribution

3. **Estimate Time Consumed on Calls for Service.** Determining the time consumed on calls for service is one of the most important aspects of any analysis of police resources. Multi-officer dispatches and self-dispatching to calls complicates this calculation but the data produced by our CAD system allows us to capture all the time officers spend on each call. As two or more officers respond to a more serious call for service, it is typical that one officer will remain on-scene longer than his partners, once the danger has subsided or only tangential duties remain. Administrative time, handling reports and evidence outside of actual logged time on the call is estimated as a 30% overhead (administrative function) for all calls for service. *See **Appendix C** for expanded information.

2017 TOP 20 CALLS FOR SERVICE

CALL TYPES	COUNT	AVERAGE # OFFICERS	TOTAL HOURS (HH:MM:SS)	AVERAGE TIME PER OFFICER (HH:MM:SS)
MEDICAL	3806	1.97	2279:49:07	0:18:14
PUBLIC ASSIST	3781	1.34	1412:57:34	0:16:49
FOLLOW UP	3013	1.22	980:58:12	0:16:08
SUSPICIOUS ACTIVITY	2643	1.86	1389:21:09	0:16:57
DOMESTIC	2198	2.10	1971:51:14	0:25:39
THEFT	1967	1.57	1340:07:23	0:26:00
PROPERTY DAMAGE CRASH	1964	1.69	1167:32:05	0:21:08
ALARM	1872	2.02	584:50:58	0:09:16
TRAFFIC	1538	1.27	642:35:10	0:19:59
AID TO OTHER AGENCY	1044	2.49	1142:27:59	0:27:14
WELFARE CHECK	1004	1.96	644:13:18	0:19:41
911 HANGUP/OPEN LINE	878	1.89	305:32:20	0:11:04
FRAUD	764	1.30	305:13:19	0:18:27
DWI	648	2.01	910:58:59	0:39:10
DAMAGE TO PROPERTY	436	1.40	281:25:29	0:27:44
DISORDERLY CONDUCT	401	2.13	286:53:41	0:20:11
DRUGS	377	1.63	223:21:43	0:21:52
SUICIDE	320	2.80	448:05:58	0:30:00
BURGLARY	319	2.41	428:07:45	5:54:56
THEFT FROM VEHICLE	308	1.46	150:09:37	0:20:12
ALL OTHER*	4304	2.20	N/A	N/A

*See Appendix C

2018 TOP 20 CALLS FOR SERVICE

CALL TYPES	COUNT	AVERAGE # OFFICERS	TOTAL HOURS (HH:MM:SS)	AVERAGE TIME PER OFFICER (HH:MM:SS)
MEDICAL	4106	1.87	2273:52:01	0:17:46
PUBLIC ASSIST	3958	1.35	1399:11:26	0:15:48
FOLLOW UP	3181	1.21	991:45:16	0:15:32
PROPERTY DAMAGE CRASH	2492	1.72	1533:18:38	0:21:31
SUSPICIOUS ACTIVITY	2345	1.88	1295:24:23	0:17:37
AID TO OTHER AGENCY	2193	2.90	3303:00:12	0:32:27
DOMESTIC	2031	2.19	2126:21:10	0:28:45
ALARM	1914	1.96	662:47:58	0:10:35
THEFT	1856	1.58	1238:16:37	0:25:19
WELFARE CHECK	1371	1.97	928:12:51	0:20:40
TRAFFIC	1190	1.34	477:04:08	0:17:57
FRAUD	773	1.33	327:45:24	0:19:11
THREAT	746	1.66	427:49:51	0:20:45
DWI	567	1.83	639:40:33	0:37:07
DISORDERLY CONDUCT	409	2.09	280:42:07	0:19:41
EXTRA PATROL	409	1.21	122:59:46	0:14:55
911 HANGUP/OPEN LINE	404	1.91	137:37:55	0:10:41
BURGLARY	320	1.97	328:20:52	0:31:16
SUICIDE	317	2.68	401:55:36	0:28:22
DRUGS	299	1.72	167:29:45	0:19:38
ALL OTHER*	4174	1.14	N/A	N/A

*See Appendix C

2019 TOP 20 CALLS FOR SERVICE

CALL TYPES	COUNT	AVERAGE # OFFICERS	TOTAL HOURS (HH:MM:SS)	AVERAGE TIME PER OFFICER (HH:MM:SS)
MEDICAL	3734	1.66	2427:59:43	0:23:27
PUBLIC ASSIST	3331	1.19	1280:18:32	0:18:24
FOLLOW UP	3185	1.14	1069:32:24	0:17:44
SUSPICIOUS ACTIVITY	2405	1.66	1505:34:58	0:22:48
AID TO OTHER AGENCY	2183	2.53	4603:08:42	0:52:12
PROPERTY DAMAGE CRASH	2051	1.48	1318:34:53	0:26:11
DOMESTIC	2031	1.95	2158:50:48	0:32:46
ALARM	1937	1.55	625:11:59	0:12:28
THEFT	1670	1.44	1260:10:38	0:31:25
WELFARE CHECK	1526	1.61	1033:26:01	0:25:14
TRAFFIC	1175	1.22	521:59:13	0:21:55
EXTRA PATROL	891	1.05	31:19:29	0:13:37
PARKING	870	1.08	288:22:33	0:18:29
MOTORIST ASSIST	815	1.31	347:00:03	0:19:36
FRAUD	688	1.23	350:13:59	0:25:01
DWI	625	2.19	1389:30:54	1:01:13
911 HANG UP/OPEN LINE	568	1.54	199:14:09	0:13:43
DISORDERLY CONDUCT	510	1.83	363:40:03	0:23:26
REPOSSESSION	332	1.06	19:59:28	0:03:25
DAMAGE TO PROPERTY	288	1.20	127:07:04	0:22:06
ALL OTHER*	4876	1.79	N/A	N/A

*See Appendix C

4. **Calculating the Shift-Relief Factor** is the fourth component of the staffing model. This shows the relationship between the maximum number of days that an officer can work and actually works. Knowing the relief factor is necessary to estimate the number of officers that should be assigned to a shift in order to ensure that the appropriate number of officers are working each day. The shift relief factor will vary by whether officers work 8, 10, or 12-hour shifts.

The shift-relief factor takes into consideration benefit time (holidays, vacation, sick leave, worker's compensation and military leave), in addition to training time away from work and regular days off. Our payroll department was able to provide us with precise data on our employee's leave time, giving us the most accurate calculation for our shift-relief factor. The most conservative approach (the one we used here), is to assume that every officer uses all of his or her benefit time each year.

Our training coordinator provided us with several years of training data and it was determined that the average officer spends approximately 100 hours each year in training (a combination of POST mandated and elective training.)

The average annual vacation accrual for our patrol staff is 139 hours.

The formula for the shift relief factor is:

$$\frac{365 \times \text{shift length}}{(365 \times \text{shift length} - \text{total time off})}$$

365 is the number of days in the year and shift length is the number of hours per shift.

Leave Time for BPD Patrol Staff	
Category	Time Off (Hours)
Holiday	80
Floating Holiday	8
Sick Time	104
Vacation	139
Training	100
Regular Days Off	2,288
Total	2,719

Using the data above our Shift-Relief Factor is:

$$365 \times 12 / (365 \times 12 - 2719)$$

$$4380 / (4380 - 2719)$$

$$4380/1661$$

$$\text{Shift Relief Factor} = 2.64$$

Using our Current Patrol District Allocation and without taking into consideration actual calls for service (CFS) and the time spent on them we can offer a rough staffing estimate:

$$2.64 \times 6 \text{ districts} \times 2 \text{ shifts} = 31.7 \text{ (32 officers total)}$$

A more detailed analysis using our Shift Relief Factor is displayed below in #6.

Current staffing:

- 28 Call-taking patrol officers on 12-hour, 0600-1800 / 1800-0600 schedule
- 2 Call-taking patrol officers assigned to Retail Unit
- 2 Call-taking patrol officers on 10-hour, 1700-0300 schedule assigned to K-9 Unit
- 2 Traffic Unit officers that **do not handle calls for service**

5. **Establishing Performance Objectives** is the process of determining what fraction of an officer's shift should be devoted to calls for service and what portion to other activities such as community engagement, patrol activities, traffic enforcement, executing arrest warrants, etc.

One approach for estimating workload distribution (Performance Objective), is the Police Allocation Manual (PAM) developed by William Stenzel (Northwestern University Traffic Institute 1993; Stenzel 2007). It is widely used by law enforcement agencies to estimate police staffing needs. Stenzel argues that on-duty time has four components:

Four components of on-duty time	Estimated Percentage of Officer's Day
Reactive: Time spent responding to calls for service	40%
Proactive: Time spent on self-initiated activities	20%
Administrative: Time spent on all other activities while on patrol	20%
Proactive (patrol): Time spent free or unobligated	20%

Obligated time is defined as Reactive time + Proactive time + Administrative time. Proactive (Patrol) time is considered unobligated. Our agency can determine what portion of every hour (or shift) should be unobligated and therefore free for use in community engagement, patrol activities, etc. 20-30% of an officer's day as unobligated has traditionally been considered adequate to accomplish an agency's goals and allows for some flexibility in call volume fluctuations.

Performance objectives are ultimately determined by police leaders who receive feedback from elected officials, city administrators and community members who have a stake in the use of unallocated patrol time not directed by calls for service.

If we assume Calls for Service (CFS) consumes approximately 40% of an officer's day, we use a factor of 2.5 to help us determine the appropriate number of officers that would be required to meet the performance objectives determined by the department.

6. **Provide Staffing Estimates** by the calculations below.

Based on our current 12-hour shifts we have constructed staffing models for two shifts:

- **Day Shift** – (0600 -1759 hours)
- **Night Shift** – (1800 – 0559 hours)

2019 CAD Data is used to determine total time spent handling calls for service (CFS) by shift:

Total Time Spent on CFS	# of Hours
Day Shift	13785
Night Shift	11686

An officer working 12 hours/day 365 days per year would work 4380 hours per year. To determine the number of officers required to handle the calls for service, we divide the total hours on calls for service by 4380.

Total Time Spent per Shift per Year (12*365) = 4380

Next, we estimate the number of officers required to handle CFS by dividing the total number of hours consumed by handling CFS by the number of hours an officer could work each year assuming 365 12-hour shifts:

Hours Spent on CFS/4380	# of Officers
Day Shift	3.15
Night Shift	2.67

Next, we consider the Performance Objective. In Blaine, we estimate that officers should spend approximately 40 percent of their time on calls for service, 20 percent on administrative duties, and 20 percent of their time on officer-initiated activities (leaving approximately 20% unobligated). In this case we multiply by 2.5 the minimum number of officers needed to fulfill CFS by shift:

Performance Objective Requirement (x2.5)	# of Officers
Day Shift	7.87
Night Shift	6.67

Finally, this estimate assumes officers work 365 days per year. To adjust for the actual number of days that an officer is likely to work we multiply the minimum number of officers required to meet the Performance Objective by the Shift Relief Factor determined in #4 above (2.64):

Officers Required x Shift Relief Factor of 2.64	# of Officers
Day Shift	20.8
Night Shift	17.6
TOTAL	38

An analysis of overall time spent on CFS as a percentage of the work year:

Workload Breakdown	2017	2018	2019	2020 Proposed
Current number of patrol officers handling CFS	32	32	32	38
Number of Hours worked by each officer (2080-431 total leave time)	1,649	1,649	1,649	1,649
Officers x Hours worked	52,768	52,768	52,768	62,662
Hours spent on CFS	19,853	22,251	25,471	25,471
Add Administrative Time (report writing is estimated @ 30% of CFS)	5,956	6,675	7,641	7,641
Hours spent on CFS (plus 30% overhead for Administrative Duties)	25,809	28,926	33,112	33,112
Percentage of work hours spent handling CFS and Administrative Duties	49%	55%	63%	53%

See **Appendix D** for full detail.

APPENDIX A

		2017	2018	2019	
CITYWIDE - CSO ONLY	ALL SHIFTS	Total Count	4858	5050	4062
		Distinct Count	3811	3846	3538
		Total Time on Calls (HH:MM:SS)	1453:28:21	1454:24:05	1621:08:10
		Average Time per Call (HH:MM:SS)	0:17:56	0:17:17	0:23:59
		Ave. Time + Admin Time (HH:MM:SS)	0:23:19	0:22:28	0:31:11
	DAY SHIFT	Total Time on Calls (HH:MM:SS)	1035:26:44	1060:30:28	1247:56:20
		Average Time per Call (HH:MM:SS)	0:17:45	0:17:45	0:24:33
		Ave. Time + Admin Time (HH:MM:SS)	0:23:04	0:23:04	0:31:55
	NIGHT SHIFT	Total Time on Calls (HH:MM:SS)	418:01:37	393:53:37	373:11:50
		Average Time per Call (HH:MM:SS)	0:18:24	0:16:09	0:22:14
		Ave. Time + Admin Time (HH:MM:SS)	0:23:55	0:21:00	0:28:54

		2017	2018	2019	
CITYWIDE - SELF-INITIATED	ALL SHIFTS	Total Count	13726	14254	13495
		Distinct Count	12104	12532	11873
		Total Time on Calls (HH:MM:SS)	2745:53:21	2760:41:56	2711:50:01
		Average Time per Call (HH:MM:SS)	0:12:28	0:11:45	0:12:10
		Ave. Time + Admin Time (HH:MM:SS)	0:16:12	0:15:17	0:15:49
	DAY SHIFT	Total Time on Calls (HH:MM:SS)	1100:22:51	1517:03:50	985:36:26
		Average Time per Call (HH:MM:SS)	0:12:20	0:11:18	0:12:53
		Ave. Time + Admin Time (HH:MM:SS)	0:16:02	0:14:41	0:16:45
	NIGHT SHIFT	Total Time on Calls (HH:MM:SS)	1645:30:30	1243:38:06	1726:13:35
		Average Time per Call (HH:MM:SS)	0:12:33	0:12:20	0:11:47
		Ave. Time + Admin Time (HH:MM:SS)	0:16:19	0:16:02	0:15:19

APPENDIX B

2017 AREA 2			2018 AREA 2			2019 AREA 2		
CALL TYPE	COUNT	AVG # OFFICERS	CALL TYPE	COUNT	AVG # OFFICERS	CALL TYPE	COUNT	AVG # OFFICERS
THEFT	458	1.75	THEFT	378	1.76	THEFT	292	1.51
PUBLIC ASSIST	211	1.30	PUBLIC ASSIST	207	1.45	SUSPICIOUS ACTIVITY	269	1.60
PROPERTY DAMAGE CR.	179	1.46	PROPERTY DAMAGE CR.	206	1.62	FOLLOW UP	220	1.16
MEDICAL	177	2.00	FOLLOW UP	199	1.22	PROPERTY DAMAGE CR.	183	1.50
SUSPICIOUS ACTIVITY	165	1.93	MEDICAL	185	1.84	PUBLIC ASSIST	182	1.20
FOLLOW UP	156	1.18	SUSPICIOUS ACTIVITY	117	1.96	MEDICAL	162	1.70
ALARM	131	2.17	ALARM	115	2.19	WELFARE CHECK	140	1.54
WELFARE CHECK	65	1.95	WELFARE CHECK	109	1.98	DISORDERLY CONDUCT	120	1.93
TRAFFIC	61	1.28	DISORDERLY CONDUCT	81	2.59	ALARM	109	1.69
911 HANGUP/OPEN LIN	56	1.48	FRAUD	69	1.32	TRESPASS	71	1.86
DISORDERLY CONDUCT	54	2.37	THREAT	61	1.77	DOMESTIC	61	2.20
FRAUD	50	1.52	DOMESTIC	50	2.62	MOTORIST ASSIST	53	1.26
DOMESTIC	49	2.14	TRESPASS	44	1.66	TRAFFIC	51	1.22
TRESPASS	49	1.88	TRAFFIC	43	1.26	FRAUD	50	1.42
DWI	35	1.97	DWI	34	2.21	EXTRA PATROL	38	1.03
DRUGS	25	2.08	EXTRA PATROL	31	1.06	AID TO OTHER AGENCY	24	2.00
AID TO OTHER AGENCY	23	2.22	DRUGS	24	2.25	DRUGS	24	1.42
CIVIL DISPUTE	23	1.39	PERSONAL INJURY CRAS	21	4.43	911 HANG UP/OPEN LIN	22	1.41
ASSAULT	21	3.52	911 HANGUP/OPEN LIN	19	1.68	DWI	21	2.29
REPOSSESSION	20	1.30	CIVIL DISPUTE	18	1.44	FIGHT	20	3.20
FORGERY	18	1.61	BURGLARY	16	1.88	VEHICLE THEFT	19	1.58
FIGHT	15	3.87	FORGERY	15	1.87	THEFT FROM VEHICLE	18	1.56
HOLD UP ALARM	15	4.00	REPOSSESSION	14	1.00	ASSAULT	18	2.28
PERSONAL INJURY CRAS	13	5.62	FIGHT	13	3.85	HARRASSMENT	17	1.12
BURGLARY	13	4.54	HARASSMENT	13	1.62	THREAT	17	1.59
DAMAGE TO PROPERTY	12	1.42	AID TO OTHER AGENCY	13	1.85	ESCORT	17	1.24
CRIM SEX CONDUCT	12	1.25	CRIM SEX CONDUCT	11	2.00	PARKING	15	1.13
HARASSMENT	12	1.75	PUBLIC WORKS	11	1.00	CIVIL DISPUTE	15	1.07
VEHICLE THEFT	12	1.50	ASSAULT	10	3.60	FORGERY	15	1.27
THREAT	10	1.40	DAMAGE TO PROPERTY	10	1.50	SUICIDE	14	2.79
SUICIDE	10	2.40	HOLD UP ALARM	10	5.20	PERSONAL INJURY CRAS	13	5.46
MOTORIST ASSIST	10	1.80	SLUMPER	9	2.56	HOLD UP ALARM	12	5.33
ROBBERY	9	7.22	SUICIDE	9	2.44	SLUMPER	12	2.17
WEAPONS	9	4.78	UNSECURE	8	1.75	REPOSSESSION	12	1.00
RUNAWAY JUVENILE	9	2.22	WEAPONS	8	3.63	PUBLIC WORKS	11	1.18
PUBLIC WORKS	6	1.00	ABUSE/NEGLECT	6	1.00	WEAPONS	9	4.56
EXTRA PATROL	5	1.60	WARRANT	6	1.83	NOISE	9	1.00
ESCORT	5	1.80	ORDINANCE	6	1.17	DAMAGE TO PROPERTY	8	1.13
ORDINANCE	5	1.00	ROBBERY	4	13.50	ROBBERY	8	6.25
INFORMATION	4	1.25	MENTAL HEALTH	4	1.75	CRIM SEX CONDUCT	6	1.83
STOLEN PROPERTY	3	1.33	VEHICLE THEFT	4	1.25	BURGLARY	6	2.33
UNSECURE	3	2.67	INFORMATION	3	1.33	ORDINANCE	6	1.33
SLUMPER	2	2.00	MOTORIST ASSIST	3	1.33	MENTAL HEALTH	6	2.17
MENTAL HEALTH	2	2.00	PARKING	1	1.00	UNSECURE	5	2.00
WARRANT	1	1.00	NOISE	1	1.00	INFORMATION	4	1.00
RECOVERED STOLEN VE	1	2.00	RUNAWAY JUVENILE	1	1.00	ABUSE/NEGLECT	4	1.25
ABUSE/NEGLECT	1	1.00	RECOVERED STOLEN VE	1	1.00	SHOTS	3	3.00
NOISE	1	1.00	STOLEN PROPERTY	1	2.00	STOLEN PROPERTY	3	1.00
SHOTS	1	2.00	ESCORT	1	1.00	RUNAWAY JUVENILE	1	1.00
MISSING PERSON	1	2.00	Grand Total	2223	1.82	MISSING PERSON	1	1.00
Grand Total	2228	1.83				Grand Total	2414	1.61

APPENDIX B

2017 AREA 3			2018 AREA 3			2019 AREA 3		
CALL TYPE	COUNT	AVG # OFFICERS	CALL TYPE	COUNT	AVG # OFFICERS	CALL TYPE	COUNT	AVG # OFFICERS
MEDICAL	380	2.08	FOLLOW UP	459	1.21	FOLLOW UP	463	1.16
FOLLOW UP	362	1.29	MEDICAL	421	1.93	MEDICAL	388	1.69
SUSPICIOUS ACTIVITY	348	1.77	PUBLIC ASSIST	384	1.41	PUBLIC ASSIST	363	1.22
PUBLIC ASSIST	340	1.42	DOMESTIC	306	2.38	SUSPICIOUS ACTIVITY	308	1.63
THEFT	305	1.67	SUSPICIOUS ACTIVITY	287	1.93	THEFT	290	1.58
DOMESTIC	295	2.26	THEFT	286	1.64	DOMESTIC	260	1.98
ALARM	257	1.99	PROPERTY DAMAGE CR.	269	1.59	ALARM	237	1.54
PROPERTY DAMAGE CR.	209	1.53	ALARM	205	1.92	PROPERTY DAMAGE CR.	235	1.51
TRAFFIC	143	1.32	WELFARE CHECK	181	2.01	WELFARE CHECK	157	1.66
WELFARE CHECK	117	1.98	THREAT	125	1.69	EXTRA PATROL	139	1.06
911 HANGUP/OPEN LIN	111	1.97	TRAFFIC	116	1.41	TRAFFIC	128	1.13
AID TO OTHER AGENCY	90	1.91	EXTRA PATROL	110	1.17	AID TO OTHER AGENCY	104	1.63
FRAUD	72	1.26	AID TO OTHER AGENCY	98	1.96	FRAUD	97	1.20
DWI	62	1.92	FRAUD	86	1.31	PARKING	77	1.12
DRUGS	51	1.45	DISORDERLY CONDUCT	53	1.92	MOTORIST ASSIST	76	1.20
DAMAGE TO PROPERTY	48	1.35	DWI	47	1.49	911 HANG UP/OPEN LIN	74	1.49
DISORDERLY CONDUCT	41	2.22	DRUGS	46	1.39	DWI	70	2.07
EXTRA PATROL	39	1.15	REPOSSESSION	43	1.05	DRUGS	61	1.28
BURGLARY	37	2.14	SUICIDE	43	3.07	DISORDERLY CONDUCT	60	1.67
SUICIDE	35	3.20	911 HANGUP/OPEN LIN	42	1.98	DAMAGE TO PROPERTY	48	1.23
TRESPASS	34	1.94	HARASSMENT	42	1.31	REPOSSESSION	37	1.08
NOISE	31	1.71	DAMAGE TO PROPERTY	41	1.54	SUICIDE	36	2.28
HARASSMENT	31	1.52	PUBLIC WORKS	35	1.11	CIVIL DISPUTE	35	1.14
REPOSSESSION	28	1.11	BURGLARY	35	1.74	HARRASSMENT	35	1.11
PERSONAL INJURY CRAS	27	3.59	CIVIL DISPUTE	32	1.38	PERSONAL INJURY CRAS	33	3.03
RUNAWAY JUVENILE	25	1.56	ESCORT	31	2.19	BURGLARY	32	2.19
THREAT	23	1.43	NOISE	31	1.52	THREAT	31	1.32
VEHICLE THEFT	23	1.43	ORDINANCE	31	1.42	NOISE	30	1.37
CIVIL DISPUTE	20	1.75	TRESPASS	28	1.93	ORDINANCE	30	1.33
ASSAULT	20	2.00	UNSECURE	26	1.35	TRESPASS	26	2.04
FORGERY	19	1.63	MENTAL HEALTH	26	2.08	ESCORT	26	1.69
HOLD UP ALARM	19	4.37	ASSAULT	24	1.92	ASSAULT	26	1.96
PUBLIC WORKS	18	1.17	PERSONAL INJURY CRAS	24	3.54	VEHICLE THEFT	26	1.23
ORDINANCE	18	1.06	VEHICLE THEFT	21	1.29	PUBLIC WORKS	25	1.08
CRIM SEX CONDUCT	16	1.50	HOLD UP ALARM	20	4.20	MENTAL HEALTH	22	1.95
UNSECURE	14	1.64	RUNAWAY JUVENILE	20	1.80	SLUMPER	21	2.10
WEAPONS	14	2.07	SLUMPER	19	2.63	THEFT FROM VEHICLE	19	1.16
ESCORT	9	1.89	CRIM SEX CONDUCT	18	1.67	RUNAWAY JUVENILE	18	1.17
MOTORIST ASSIST	9	1.11	FORGERY	15	1.80	CRIM SEX CONDUCT	17	1.41
FIGHT	8	3.00	WEAPONS	14	2.86	FORGERY	15	1.00
DEATH	8	1.25	PARKING	13	1.08	HOLD UP ALARM	14	3.79
INFORMATION	8	1.50	ABUSE/NEGLECT	12	1.92	UNSECURE	13	1.15
SLUMPER	6	2.83	WARRANT	8	2.13	FIREWORKS	13	1.15
MENTAL HEALTH	6	2.50	STOLEN PROPERTY	8	1.13	WEAPONS	11	2.45
ROBBERY	4	8.00	SHOTS	7	2.00	FIGHT	9	2.33
MISSING PERSON	4	1.75	FIGHT	4	3.75	INFORMATION	8	1.13
ABUSE/NEGLECT	4	2.00	INFORMATION	3	1.33	ABUSE/NEGLECT	7	1.43
PARKING	4	1.25	K9 ACTIVITY	3	1.33	STOLEN PROPERTY	6	2.33
SHOTS	2	1.00	JUVENILE ACTIVITY	2	1.00	SHOTS	4	1.50
JUVENILE ACTIVITY	2	1.00	PREDATORY OFFENDER	1	1.00	PREDATORY OFFENDER	4	1.25
K9 ACTIVITY	1	12.00	MOTORIST ASSIST	1	1.00	JUVENILE ACTIVITY	3	1.00
STOLEN PROPERTY	1	1.00	Grand Total	4202	1.72	WARRANT	2	2.00
WARRANT	1	1.00				ROBBERY	2	4.50
FLEEING	1	2.00				K9 ACTIVITY	2	1.50
BOMB	1	1.00				MISSING PERSON	1	1.00
RECOVERED STOLEN VE	1	2.00				Grand Total	4274	1.50
TRAFFIC STOP	1	1.00						
Grand Total	3803	1.77						

APPENDIX B

2017 AREA 4			2018 AREA 4			2019 AREA 4		
CALL TYPE	COUNT	AVG # OFFICERS	CALL TYPE	COUNT	AVG # OFFICERS	CALL TYPE	COUNT	AVG # OFFICERS
MEDICAL	563	2.00	MEDICAL	632	1.82	MEDICAL	524	1.64
PUBLIC ASSIST	373	1.36	PUBLIC ASSIST	417	1.41	FOLLOW UP	359	1.11
FOLLOW UP	330	1.21	PROPERTY DAMAGE CR.	386	1.82	PROPERTY DAMAGE CR.	318	1.55
DOMESTIC	315	2.23	SUSPICIOUS ACTIVITY	332	1.98	PUBLIC ASSIST	309	1.24
SUSPICIOUS ACTIVITY	310	1.82	DOMESTIC	303	2.30	SUSPICIOUS ACTIVITY	297	1.67
PROPERTY DAMAGE CR.	304	1.94	FOLLOW UP	302	1.22	DOMESTIC	294	1.97
TRAFFIC	294	1.23	TRAFFIC	271	1.43	TRAFFIC	255	1.20
ALARM	141	1.99	WELFARE CHECK	194	2.06	WELFARE CHECK	239	1.62
WELFARE CHECK	141	1.96	THEFT	152	1.43	MOTORIST ASSIST	171	1.42
DWI	133	1.92	ALARM	138	2.00	ALARM	155	1.48
THEFT	117	1.25	DWI	92	1.73	PARKING	155	1.10
911 HANGUP/OPEN LIN	99	2.03	AID TO OTHER AGENCY	82	2.17	THEFT	124	1.21
AID TO OTHER AGENCY	90	2.18	FRAUD	82	1.35	EXTRA PATROL	122	1.07
DAMAGE TO PROPERTY	66	1.41	THREAT	81	1.65	DWI	109	2.01
FRAUD	65	1.34	PERSONAL INJURY CRAS	64	3.81	FRAUD	80	1.11
SUICIDE	48	2.63	911 HANGUP/OPEN LIN	60	1.95	911 HANG UP/OPEN LIN	78	1.62
BURGLARY	47	3.34	DAMAGE TO PROPERTY	46	1.28	AID TO OTHER AGENCY	73	1.99
PERSONAL INJURY CRAS	43	4.02	SUICIDE	44	2.80	PERSONAL INJURY CRAS	52	3.92
HARASSMENT	42	1.36	NOISE	44	1.95	DISORDERLY CONDUCT	46	1.54
DISORDERLY CONDUCT	37	2.32	EXTRA PATROL	43	1.23	SUICIDE	40	2.20
VEHICLE THEFT	35	1.40	BURGLARY	43	2.33	REPOSSESSION	37	1.05
DRUGS	30	1.50	DRUGS	35	1.66	NOISE	34	1.74
CIVIL DISPUTE	29	1.31	DISORDERLY CONDUCT	33	1.88	VEHICLE THEFT	33	1.73
PUBLIC WORKS	28	1.11	HARASSMENT	32	1.38	CIVIL DISPUTE	31	1.23
ASSAULT	26	1.58	PUBLIC WORKS	31	1.16	THREAT	29	1.66
NOISE	25	1.92	CIVIL DISPUTE	29	1.24	ESCORT	28	1.75
EXTRA PATROL	24	1.08	ESCORT	27	2.37	HARRASSMENT	28	1.25
MOTORIST ASSIST	23	1.43	VEHICLE THEFT	26	1.69	DAMAGE TO PROPERTY	27	1.22
THREAT	21	1.62	MENTAL HEALTH	25	2.88	TRESPASS	25	1.64
RUNAWAY JUVENILE	21	1.24	UNSECURE	24	1.21	BURGLARY	25	2.72
REPOSSESSION	19	1.11	REPOSSESSION	19	1.21	PUBLIC WORKS	24	1.00
TRESPASS	14	1.57	ORDINANCE	19	1.16	DRUGS	22	1.55
DEATH	14	1.07	ASSAULT	17	1.47	ORDINANCE	19	1.05
WEAPONS	13	3.77	RUNAWAY JUVENILE	12	2.08	MENTAL HEALTH	18	2.39
PARKING	13	1.15	TRESPASS	10	1.70	ASSAULT	17	2.29
ORDINANCE	12	1.25	FIGHT	10	4.50	SLUMPER	17	2.12
UNSECURE	12	2.00	CRIM SEX CONDUCT	9	1.11	THEFT FROM VEHICLE	13	1.38
ESCORT	10	1.90	SHOTS	9	3.78	MISSING PERSON	13	2.08
CRIM SEX CONDUCT	9	1.67	ABUSE/NEGLECT	8	1.63	RUNAWAY JUVENILE	12	1.42
MISSING PERSON	9	2.11	SLUMPER	8	2.50	INFORMATION	12	1.50
INFORMATION	7	1.14	WARRANT	7	2.43	SHOTS	9	2.44
PREDATORY OFFENDER	5	1.00	WEAPONS	6	2.50	ABUSE/NEGLECT	9	1.33
MENTAL HEALTH	5	1.80	MOTORIST ASSIST	6	1.50	CRIM SEX CONDUCT	9	1.33
STOLEN PROPERTY	4	1.50	K9 ACTIVITY	5	1.40	FIGHT	9	3.22
JUVENILE ACTIVITY	4	1.75	PARKING	5	1.00	FIREWORKS	8	1.38
ABUSE/NEGLECT	4	1.25	FORGERY	5	3.60	UNSECURE	7	2.29
FIGHT	3	3.67	STOLEN PROPERTY	3	1.67	K9 ACTIVITY	7	1.00
ROBBERY	3	3.00	INFORMATION	2	1.00	WEAPONS	6	3.83
FORGERY	3	2.00	DEATH	2	3.00	FORGERY	5	1.20
SLUMPER	3	2.33	HOLD UP ALARM	1	5.00	STOLEN PROPERTY	3	1.67
K9 ACTIVITY	2	1.00	ROBBERY	1	6.00	WARRANT	2	1.00
SHOTS	2	1.50	PREDATORY OFFENDER	1	1.00	HOLD UP ALARM	2	4.00
FLEEING	1	12.00	JUVENILE ACTIVITY	1	1.00	JUVENILE ACTIVITY	1	1.00
ARSON	1	1.00	Grand Total	4235	1.79	ROBBERY	1	8.00
Grand Total	3992	1.77				DEATH	1	2.00
						Grand Total	4342	1.54

APPENDIX B

2017 AREA 5			2018 AREA 5			2019 AREA 5		
CALL TYPE	COUNT	AVG # OFFICERS	CALL TYPE	COUNT	AVG # OFFICERS	CALL TYPE	COUNT	AVG # OFFICERS
MEDICAL	880	2.00	MEDICAL	941	1.90	MEDICAL	874	1.60
SUSPICIOUS ACTIVITY	539	1.80	PUBLIC ASSIST	586	1.34	ALARM	509	1.54
ALARM	469	1.95	ALARM	573	1.92	SUSPICIOUS ACTIVITY	471	1.62
PUBLIC ASSIST	431	1.37	SUSPICIOUS ACTIVITY	524	1.84	PUBLIC ASSIST	431	1.19
FOLLOW UP	415	1.16	FOLLOW UP	465	1.21	FOLLOW UP	427	1.17
DOMESTIC	408	2.09	PROPERTY DAMAGE CR.	380	1.74	DOMESTIC	383	2.02
PROPERTY DAMAGE CR.	262	1.67	DOMESTIC	350	2.10	PROPERTY DAMAGE CR.	296	1.44
TRAFFIC	233	1.32	WELFARE CHECK	253	1.91	WELFARE CHECK	290	1.57
THEFT	213	1.38	THEFT	174	1.42	PARKING	203	1.04
911 HANGUP/OPEN LIN	202	1.81	TRAFFIC	172	1.25	EXTRA PATROL	177	1.09
WELFARE CHECK	173	2.05	FRAUD	158	1.32	TRAFFIC	163	1.25
FRAUD	167	1.29	AID TO OTHER AGENCY	129	1.88	THEFT	161	1.20
AID TO OTHER AGENCY	109	1.94	THREAT	126	1.63	FRAUD	134	1.16
DAMAGE TO PROPERTY	100	1.39	DWI	108	1.89	AID TO OTHER AGENCY	131	1.53
DWI	95	1.92	EXTRA PATROL	86	1.26	MOTORIST ASSIST	114	1.20
DEATH	89	1.09	BURGLARY	81	2.01	911 HANG UP/OPEN LIN	110	1.47
EXTRA PATROL	78	1.12	911 HANGUP/OPEN LIN	76	1.92	DWI	107	2.33
NOISE	77	2.08	DISORDERLY CONDUCT	66	1.85	DISORDERLY CONDUCT	90	1.78
DISORDERLY CONDUCT	69	1.99	DAMAGE TO PROPERTY	60	1.28	DAMAGE TO PROPERTY	64	1.19
BURGLARY	67	2.12	NOISE	55	1.93	NOISE	58	1.71
SUICIDE	58	2.88	HARASSMENT	49	1.33	HARRASSMENT	54	1.28
DRUGS	55	1.71	SUICIDE	49	2.59	SUICIDE	54	2.41
PUBLIC WORKS	48	1.10	DRUGS	45	1.78	ESCORT	50	1.78
HARASSMENT	48	1.25	CIVIL DISPUTE	41	1.41	BURGLARY	48	2.13
CIVIL DISPUTE	47	1.45	PUBLIC WORKS	40	1.15	REPOSSESSION	48	1.04
TRESPASS	41	1.59	ORDINANCE	36	1.22	THEFT FROM VEHICLE	45	1.38
THREAT	37	1.19	RUNAWAY JUVENILE	36	1.47	VEHICLE THEFT	44	1.30
PERSONAL INJURY CRAS	36	4.19	VEHICLE THEFT	35	1.40	CIVIL DISPUTE	44	1.14
REPOSSESSION	33	1.03	UNSECURE	35	1.29	PUBLIC WORKS	43	1.19
RUNAWAY JUVENILE	31	1.39	REPOSSESSION	32	1.03	ORDINANCE	41	1.15
ASSAULT	26	2.58	ESCORT	30	2.20	PERSONAL INJURY CRAS	37	4.27
ORDINANCE	25	1.36	MENTAL HEALTH	23	2.83	DRUGS	36	1.47
VEHICLE THEFT	25	1.56	PERSONAL INJURY CRAS	23	4.65	THREAT	32	1.38
ESCORT	21	2.24	TRESPASS	22	2.18	INFORMATION	27	1.04
UNSECURE	20	1.55	SLUMPER	22	2.45	UNSECURE	25	1.40
CRIM SEX CONDUCT	17	1.35	PARKING	18	1.06	MENTAL HEALTH	25	1.96
WEAPONS	13	1.69	ASSAULT	16	2.06	RUNAWAY JUVENILE	23	1.61
MOTORIST ASSIST	13	1.23	FORGERY	14	1.71	ASSAULT	19	1.79
MENTAL HEALTH	13	3.15	CRIM SEX CONDUCT	12	1.33	FORGERY	15	1.20
ABUSE/NEGLECT	12	1.42	ABUSE/NEGLECT	10	1.30	TRESPASS	15	1.47
FORGERY	11	1.55	WARRANT	10	2.20	FIREWORKS	14	1.14
SHOTS	10	2.60	HOLD UP ALARM	10	3.60	FIGHT	11	2.73
FIGHT	10	2.90	FIGHT	9	5.44	CRIM SEX CONDUCT	10	1.60
PARKING	9	1.11	DEATH	8	5.25	SLUMPER	10	2.80
MISSING PERSON	6	3.17	MOTORIST ASSIST	8	1.00	ABUSE/NEGLECT	10	1.20
INFORMATION	6	1.33	SHOTS	7	2.14	WEAPONS	8	2.50
HOLD UP ALARM	5	4.60	STOLEN PROPERTY	7	3.29	MISSING PERSON	8	2.00
SLUMPER	4	3.00	INFORMATION	6	1.50	STOLEN PROPERTY	6	4.00
STOLEN PROPERTY	3	1.33	WEAPONS	2	2.50	SHOTS	6	1.50
JUVENILE ACTIVITY	3	2.33	K9 ACTIVITY	2	1.00	DEATH	5	1.60
K9 ACTIVITY	2	1.00	ROBBERY	1	18.00	HOLD UP ALARM	4	2.25
ROBBERY	1	3.00	PREDATORY OFFENDER	1	1.00	ROBBERY	4	4.00
RECOVERED STOLEN VE	1	1.00	RECOVERED STOLEN VE	1	4.00	WARRANT	2	2.00
ARSON	1	1.00	Grand Total	6023	1.73	JUVENILE ACTIVITY	1	1.00
TRAFFIC STOP	1	1.00				PREDATORY OFFENDER	1	1.00
Grand Total	5768	1.73				Grand Total	6018	1.50

APPENDIX B

2017 AREA 6			2018 AREA 6			2019 AREA 6		
CALL TYPE	COUNT	AVG # OFFICERS	CALL TYPE	COUNT	AVG # OFFICERS	CALL TYPE	COUNT	AVG # OFFICERS
MEDICAL	794	2.02	MEDICAL	806	1.91	MEDICAL	761	1.76
FOLLOW UP	590	1.22	FOLLOW UP	685	1.16	FOLLOW UP	594	1.13
SUSPICIOUS ACTIVITY	575	1.94	PUBLIC ASSIST	610	1.29	DOMESTIC	543	1.95
DOMESTIC	569	2.08	DOMESTIC	525	2.16	PUBLIC ASSIST	501	1.17
PUBLIC ASSIST	539	1.39	SUSPICIOUS ACTIVITY	474	1.91	SUSPICIOUS ACTIVITY	467	1.70
THEFT	436	1.56	PROPERTY DAMAGE CR.	427	1.76	WELFARE CHECK	349	1.62
PROPERTY DAMAGE CR.	355	1.72	THEFT	388	1.55	PROPERTY DAMAGE CR.	344	1.45
TRAFFIC	309	1.22	WELFARE CHECK	309	1.96	THEFT	325	1.33
ALARM	227	2.07	TRAFFIC	243	1.31	ALARM	268	1.53
WELFARE CHECK	213	1.92	ALARM	201	1.83	TRAFFIC	239	1.19
FRAUD	162	1.27	FRAUD	164	1.34	PARKING	211	1.06
911 HANGUP/OPEN LIN	153	2.00	THREAT	115	1.64	EXTRA PATROL	178	1.02
DWI	145	2.15	AID TO OTHER AGENCY	113	2.00	REPOSSESSION	147	1.05
AID TO OTHER AGENCY	121	1.85	DWI	109	1.74	DWI	138	2.36
DAMAGE TO PROPERTY	103	1.49	911 HANGUP/OPEN LIN	88	1.88	MOTORIST ASSIST	129	1.36
DISORDERLY CONDUCT	88	1.93	DRUGS	72	1.74	AID TO OTHER AGENCY	126	1.91
DRUGS	78	1.88	BURGLARY	72	2.03	FRAUD	125	1.16
BURGLARY	71	2.14	NOISE	68	1.81	911 HANG UP/OPEN LIN	111	1.50
REPOSSESSION	70	1.06	ESCORT	64	2.13	DISORDERLY CONDUCT	73	1.79
SUICIDE	62	2.66	SUICIDE	62	2.65	NOISE	69	1.41
TRESPASS	52	2.15	DISORDERLY CONDUCT	60	2.00	DRUGS	65	1.54
VEHICLE THEFT	52	1.42	REPOSSESSION	58	1.10	DAMAGE TO PROPERTY	65	1.20
NOISE	51	1.88	CIVIL DISPUTE	50	1.22	CIVIL DISPUTE	62	1.26
ESCORT	48	1.98	HARASSMENT	49	1.49	SUICIDE	57	2.42
PUBLIC WORKS	48	1.19	TRESPASS	47	2.23	TRESPASS	53	1.85
CIVIL DISPUTE	46	1.63	DAMAGE TO PROPERTY	47	1.47	HARRASSMENT	48	1.13
HARASSMENT	44	1.45	EXTRA PATROL	46	1.13	VEHICLE THEFT	48	1.40
PERSONAL INJURY CRAS	43	3.28	VEHICLE THEFT	41	1.61	THREAT	46	1.30
EXTRA PATROL	41	1.34	ORDINANCE	40	1.20	BURGLARY	45	1.93
RUNAWAY JUVENILE	41	1.59	PERSONAL INJURY CRAS	38	4.45	ORDINANCE	45	1.24
THREAT	34	1.53	PUBLIC WORKS	33	1.03	ESCORT	44	1.68
DEATH	26	1.08	SLUMPER	31	2.58	PUBLIC WORKS	43	1.07
FORGERY	25	1.36	RUNAWAY JUVENILE	31	1.55	PERSONAL INJURY CRAS	40	3.23
ASSAULT	24	2.08	UNSECURE	24	1.75	THEFT FROM VEHICLE	34	1.44
CRIM SEX CONDUCT	22	1.41	ASSAULT	21	2.14	SLUMPER	32	2.22
ORDINANCE	20	1.55	MENTAL HEALTH	20	2.25	MENTAL HEALTH	30	2.20
WEAPONS	19	3.68	WARRANT	19	3.00	INFORMATION	30	1.07
FIGHT	17	2.59	PARKING	18	1.06	ASSAULT	25	3.36
MOTORIST ASSIST	17	1.35	CRIM SEX CONDUCT	16	2.00	UNSECURE	24	1.38
SLUMPER	14	2.43	FORGERY	14	1.43	RUNAWAY JUVENILE	23	1.30
ABUSE/NEGLECT	14	1.57	SHOTS	14	2.29	FIREWORKS	20	1.20
UNSECURE	12	2.17	STOLEN PROPERTY	12	1.33	ABUSE/NEGLECT	16	1.50
PARKING	11	1.27	WEAPONS	11	2.09	CRIM SEX CONDUCT	15	1.87
STOLEN PROPERTY	11	3.36	ABUSE/NEGLECT	10	1.80	FORGERY	14	1.14
MENTAL HEALTH	11	2.55	FIGHT	9	4.11	SHOTS	13	1.62
HOLD UP ALARM	10	4.40	ROBBERY	5	6.60	FIGHT	12	2.42
SHOTS	6	4.00	DEATH	5	3.00	WEAPONS	11	4.91
MISSING PERSON	5	1.60	HOLD UP ALARM	3	3.67	STOLEN PROPERTY	10	1.80
INFORMATION	4	1.00	INFORMATION	3	1.33	HOLD UP ALARM	9	3.00
WARRANT	3	3.00	RECOVERED STOLEN VE	3	1.67	MISSING PERSON	7	4.14
JUVENILE ACTIVITY	3	1.67	MOTORIST ASSIST	2	1.00	ROBBERY	6	4.67
K9 ACTIVITY	2	5.00	PREDATORY OFFENDER	1	2.00	WARRANT	6	2.50
ROBBERY	2	7.00	ARSON	1	1.00	PREDATORY OFFENDER	3	1.00
TRAFFIC STOP	2	1.00	FLEEING	1	11.00	RECOVERED STOLEN VE	1	2.00
RECOVERED STOLEN VE	1	2.00	BOMB	1	8.00	DEATH	1	1.00
BOMB	1	2.00	Grand Total	6379	1.72	Grand Total	6701	1.53
Grand Total	6442	1.76						

APPENDIX B

2017 AREA 7			2018 AREA 7			2019 AREA 7		
CALL TYPE	COUNT	AVG # OFFICERS	CALL TYPE	COUNT	AVG # OFFICERS	CALL TYPE	COUNT	AVG # OFFICERS
PUBLIC ASSIST	1383	1.29	PUBLIC ASSIST	1332	1.28	PUBLIC ASSIST	1264	1.17
FOLLOW UP	718	1.21	FOLLOW UP	702	1.22	FOLLOW UP	781	1.14
PROPERTY DAMAGE CR.	453	1.67	PROPERTY DAMAGE CR.	538	1.68	ALARM	514	1.60
ALARM	452	2.09	ALARM	519	2.07	PROPERTY DAMAGE CR.	463	1.45
MEDICAL	419	1.79	MEDICAL	483	1.75	MEDICAL	348	1.73
SUSPICIOUS ACTIVITY	289	1.92	THEFT	353	1.62	THEFT	345	1.65
THEFT	266	1.63	SUSPICIOUS ACTIVITY	270	1.85	SUSPICIOUS ACTIVITY	268	1.81
TRAFFIC	246	1.23	TRAFFIC	179	1.36	MOTORIST ASSIST	188	1.30
DOMESTIC	224	1.70	DOMESTIC	160	1.90	TRAFFIC	185	1.26
FRAUD	172	1.30	WELFARE CHECK	151	1.87	WELFARE CHECK	171	1.70
WELFARE CHECK	138	1.91	FRAUD	136	1.38	DOMESTIC	168	1.63
911 HANGUP/OPEN LIN	132	1.77	THREAT	130	1.61	EXTRA PATROL	127	1.05
AID TO OTHER AGENCY	97	1.99	DWI	98	1.94	FRAUD	112	1.42
DWI	92	2.32	AID TO OTHER AGENCY	87	2.49	AID TO OTHER AGENCY	109	1.84
DRUGS	80	1.44	CIVIL DISPUTE	64	1.44	DWI	94	2.06
PREDATORY OFFENDER	79	1.01	911 HANGUP/OPEN LIN	55	1.89	911 HANG UP/OPEN LIN	79	1.54
SUICIDE	56	2.71	SUICIDE	52	2.38	PARKING	75	1.08
CIVIL DISPUTE	48	1.35	VEHICLE THEFT	50	1.34	CIVIL DISPUTE	65	1.35
VEHICLE THEFT	48	1.63	DISORDERLY CONDUCT	49	2.04	DISORDERLY CONDUCT	56	1.95
PERSONAL INJURY CRAS	43	3.60	PERSONAL INJURY CRAS	45	3.78	PERSONAL INJURY CRAS	54	4.04
DAMAGE TO PROPERTY	41	1.27	EXTRA PATROL	43	1.21	HARRASSMENT	50	1.14
DISORDERLY CONDUCT	38	2.16	DAMAGE TO PROPERTY	42	1.12	RUNAWAY JUVENILE	49	2.12
RUNAWAY JUVENILE	38	2.53	BURGLARY	38	1.92	PREDATORY OFFENDER	46	1.00
FORGERY	35	1.49	HARASSMENT	38	1.34	PUBLIC WORKS	44	1.14
BURGLARY	31	1.97	DRUGS	37	1.51	SUICIDE	40	1.98
NOISE	28	2.25	ORDINANCE	31	1.23	DAMAGE TO PROPERTY	38	1.16
HARASSMENT	27	1.33	FORGERY	26	2.08	THREAT	37	1.32
PUBLIC WORKS	26	1.15	UNSECURE	25	1.52	INFORMATION	37	1.11
ORDINANCE	25	1.24	PREDATORY OFFENDER	24	1.13	VEHICLE THEFT	37	1.46
EXTRA PATROL	24	1.21	RUNAWAY JUVENILE	22	2.18	ORDINANCE	33	1.09
ASSAULT	22	1.86	CRIM SEX CONDUCT	22	1.09	BURGLARY	32	1.47
REPOSSESSION	21	1.00	REPOSSESSION	19	1.11	DRUGS	30	1.23
MOTORIST ASSIST	20	1.50	SLUMPER	19	2.26	THEFT FROM VEHICLE	27	1.19
ABUSE/NEGLECT	19	1.42	PUBLIC WORKS	16	1.00	REPOSSESSION	27	1.15
CRIM SEX CONDUCT	18	1.61	INFORMATION	16	1.06	FORGERY	26	1.58
THREAT	16	1.38	NOISE	15	1.87	TRESPASS	23	1.65
TRESPASS	14	2.00	ABUSE/NEGLECT	14	1.50	NOISE	19	1.37
UNSECURE	13	1.92	TRESPASS	14	1.50	CRIM SEX CONDUCT	17	1.18
INFORMATION	13	1.31	ESCORT	14	2.14	ESCORT	16	1.63
WEAPONS	12	2.42	HOLD UP ALARM	13	4.23	ABUSE/NEGLECT	12	1.33
SLUMPER	11	2.27	MOTORIST ASSIST	11	1.18	ASSAULT	12	1.67
ESCORT	9	2.11	WARRANT	10	1.90	MENTAL HEALTH	12	2.25
MENTAL HEALTH	8	2.00	ASSAULT	10	1.90	SLUMPER	11	2.18
SHOTS	7	1.57	STOLEN PROPERTY	9	1.11	UNSECURE	10	1.50
FIGHT	6	4.17	FIGHT	7	2.43	FIREWORKS	8	1.63
DEATH	6	1.50	PARKING	7	1.29	STOLEN PROPERTY	7	1.57
PARKING	5	1.00	MENTAL HEALTH	7	2.00	WEAPONS	6	2.83
K9 ACTIVITY	5	3.40	WEAPONS	5	2.60	HOLD UP ALARM	6	3.50
STOLEN PROPERTY	4	2.00	DEATH	3	2.00	FIGHT	5	4.80
HOLD UP ALARM	4	2.75	K9 ACTIVITY	2	1.00	K9 ACTIVITY	4	1.00
RECOVERED STOLEN VE	2	1.50	JUVENILE ACTIVITY	2	3.50	DEATH	3	1.33
WARRANT	1	5.00	SHOTS	2	2.00	WARRANT	3	2.33
JUVENILE ACTIVITY	1	1.00	ROBBERY	1	2.00	RECOVERED STOLEN VE	2	1.00
TRAFFIC STOP	1	2.00	Grand Total	6017	1.60	MISSING PERSON	2	6.00
ROBBERY	1	1.00				SHOTS	1	2.00
AIRCRAFT	1	5.00				HOMICIDE	1	23.00
MISSING PERSON	1	1.00				ROBBERY	1	16.00
Grand Total	5989	1.59				Grand Total	6198	1.45

APPENDIX B

2017 AREA 8			2018 AREA 8			2019 AREA 8		
CALL TYPE	COUNT	AVG # OFFICERS	CALL TYPE	COUNT	AVG # OFFICERS	CALL TYPE	COUNT	AVG # OFFICERS
MEDICAL	592	1.89	MEDICAL	634	1.88	MEDICAL	676	1.60
SUSPICIOUS ACTIVITY	403	1.91	PUBLIC ASSIST	372	1.47	SUSPICIOUS ACTIVITY	323	1.59
FOLLOW UP	347	1.27	SUSPICIOUS ACTIVITY	340	1.78	DOMESTIC	321	1.94
PUBLIC ASSIST	337	1.41	DOMESTIC	337	2.11	FOLLOW UP	320	1.12
DOMESTIC	337	2.14	FOLLOW UP	337	1.20	PUBLIC ASSIST	255	1.24
TRAFFIC	217	1.32	PROPERTY DAMAGE CR.	284	1.73	PROPERTY DAMAGE CR.	201	1.46
PROPERTY DAMAGE CR.	196	1.71	WELFARE CHECK	174	1.98	WELFARE CHECK	180	1.59
ALARM	195	1.93	TRAFFIC	164	1.27	TRAFFIC	151	1.28
THEFT	159	1.36	ALARM	163	1.78	ALARM	145	1.48
WELFARE CHECK	156	1.92	THEFT	123	1.32	PARKING	134	1.09
911 HANGUP/OPEN LIN	125	2.01	THREAT	108	1.67	THEFT	133	1.25
AID TO OTHER AGENCY	93	1.67	FRAUD	78	1.21	EXTRA PATROL	110	1.05
DWI	82	1.83	DWI	75	1.84	911 HANG UP/OPEN LIN	94	1.64
FRAUD	73	1.27	AID TO OTHER AGENCY	74	1.80	FRAUD	90	1.20
DISORDERLY CONDUCT	73	2.15	DISORDERLY CONDUCT	67	2.09	DWI	85	2.14
DAMAGE TO PROPERTY	63	1.38	911 HANGUP/OPEN LIN	64	1.97	MOTORIST ASSIST	83	1.28
NOISE	61	1.84	NOISE	59	2.05	AID TO OTHER AGENCY	70	1.86
BURGLARY	52	2.23	SUICIDE	58	2.72	DISORDERLY CONDUCT	65	1.98
DRUGS	52	1.54	EXTRA PATROL	47	1.34	NOISE	64	1.56
SUICIDE	51	2.94	DRUGS	40	1.90	DRUGS	41	1.24
HARASSMENT	43	1.37	DAMAGE TO PROPERTY	39	1.28	THREAT	38	1.47
RUNAWAY JUVENILE	42	1.90	ESCORT	34	2.21	DAMAGE TO PROPERTY	38	1.21
ASSAULT	42	2.10	BURGLARY	34	1.65	SUICIDE	34	2.35
TRESPASS	39	2.15	REPOSSESSION	33	1.06	MENTAL HEALTH	34	2.03
ESCORT	39	2.49	HARASSMENT	31	1.45	CIVIL DISPUTE	30	1.10
PUBLIC WORKS	31	1.06	ASSAULT	28	1.68	ESCORT	29	1.66
DEATH	30	1.03	RUNAWAY JUVENILE	27	2.41	PERSONAL INJURY CRAS	28	4.18
EXTRA PATROL	28	1.07	MENTAL HEALTH	27	2.37	BURGLARY	27	2.04
CIVIL DISPUTE	24	1.50	CIVIL DISPUTE	23	1.30	ORDINANCE	24	1.21
REPOSSESSION	23	1.17	PUBLIC WORKS	22	1.23	REPOSSESSION	24	1.08
VEHICLE THEFT	23	1.52	VEHICLE THEFT	20	2.45	VEHICLE THEFT	23	1.57
THREAT	23	1.61	PERSONAL INJURY CRAS	20	3.75	HARRASSMENT	23	1.30
CRIM SEX CONDUCT	20	1.80	UNSECURE	18	1.67	RUNAWAY JUVENILE	22	2.14
WEAPONS	14	2.21	CRIM SEX CONDUCT	18	1.50	ASSAULT	21	1.81
PERSONAL INJURY CRAS	14	5.71	TRESPASS	17	1.65	PUBLIC WORKS	21	1.05
MOTORIST ASSIST	11	1.73	ORDINANCE	15	1.00	THEFT FROM VEHICLE	20	1.30
FIGHT	10	2.80	WARRANT	13	2.08	CRIM SEX CONDUCT	19	1.21
ABUSE/NEGLECT	10	1.20	FIGHT	10	2.70	TRESPASS	17	1.65
UNSECURE	9	1.11	PARKING	10	1.10	FIGHT	16	3.13
SLUMPER	9	3.33	WEAPONS	9	1.56	INFORMATION	15	1.20
ORDINANCE	9	1.22	SLUMPER	9	2.56	SHOTS	13	1.92
MENTAL HEALTH	9	2.44	FORGERY	8	1.13	FIREWORKS	11	1.00
K9 ACTIVITY	8	1.88	JUVENILE ACTIVITY	5	1.00	ABUSE/NEGLECT	10	1.50
MISSING PERSON	7	1.29	ABUSE/NEGLECT	4	1.00	WEAPONS	9	1.78
ROBBERY	6	10.33	MOTORIST ASSIST	4	1.50	UNSECURE	7	1.29
JUVENILE ACTIVITY	6	1.50	SHOTS	3	2.00	MISSING PERSON	5	2.80
SHOTS	3	1.33	INFORMATION	3	1.00	SLUMPER	5	2.60
WARRANT	3	3.00	STOLEN PROPERTY	3	1.33	STOLEN PROPERTY	5	1.80
STOLEN PROPERTY	3	1.67	K9 ACTIVITY	2	1.00	FORGERY	4	1.00
PARKING	2	1.00	DEATH	1	2.00	K9 ACTIVITY	3	1.00
HOLD UP ALARM	1	6.00	ROBBERY	1	15.00	PREDATORY OFFENDER	2	1.00
FORGERY	1	1.00	HOLD UP ALARM	1	4.00	JUVENILE ACTIVITY	2	1.00
ARSON	1	3.00	PREDATORY OFFENDER	1	1.00	HOLD UP ALARM	1	3.00
TRAFFIC STOP	1	1.00	Grand Total	4091	1.73	WARRANT	1	2.00
Grand Total	4208	1.77				ARSON	1	1.00
						FLEEING	1	1.00
						ROBBERY	1	1.00
						Grand Total	4125	1.52

APPENDIX C - 2017

CALL TYPES	COUNT	AVERAGE # OFFICERS	TOTAL HOURS SPENT	AVERAGE TIME/ OFFICER	AVE TIME + ADMIN
MEDICAL	3806	1.97	2279:49:07	0:18:14	0:23:43
PUBLIC ASSIST	3781	1.34	1412:57:34	0:16:49	0:21:52
FOLLOW UP	3013	1.22	980:58:12	0:16:08	0:20:58
SUSPICIOUS ACTIVITY	2643	1.86	1389:21:09	0:16:57	0:22:02
DOMESTIC	2198	2.10	1971:51:14	0:25:39	0:33:20
THEFT	1967	1.57	1340:07:23	0:26:00	0:33:48
PROPERTY DAMAGE CRASH	1964	1.69	1167:32:05	0:21:08	0:27:29
ALARM	1872	2.02	584:50:58	0:09:16	0:12:03
TRAFFIC	1538	1.27	642:35:10	0:19:59	0:25:59
AID TO OTHER AGENCY	1044	2.49	1142:27:59	0:27:14	0:35:24
WELFARE CHECK	1004	1.96	644:13:18	0:19:41	0:25:35
911 HANGUP/OPEN LINE	878	1.89	305:32:20	0:11:04	0:14:23
FRAUD	764	1.30	305:13:19	0:18:27	0:23:59
DWI	648	2.01	910:58:59	0:39:10	0:50:55
DAMAGE TO PROPERTY	436	1.40	281:25:29	0:27:44	0:36:03
DISORDERLY CONDUCT	401	2.13	286:53:41	0:20:11	0:26:14
DRUGS	377	1.63	223:21:43	0:21:52	0:28:25
SUICIDE	320	2.80	448:05:58	0:30:00	0:39:01
BURGLARY	319	2.41	428:07:45	5:54:56	7:41:25
THEFT FROM VEHICLE	308	1.46	150:09:37	0:20:12	0:26:16
NOISE	275	1.95	127:16:35	0:14:16	0:18:33
EXTRA PATROL	269	1.19	82:32:26	0:15:29	0:20:07
HARASSMENT	247	1.39	100:08:18	0:17:28	0:22:42
TRESPASS	244	1.93	165:57:52	0:21:11	0:27:33
CIVIL DISPUTE	238	1.47	97:27:54	0:16:42	0:21:43
VEHICLE THEFT	219	1.50	127:02:06	0:23:23	0:30:24
PERSONAL INJURY CRASH	219	3.97	497:35:58	0:34:19	0:44:37
REPOSSESSION	214	1.09	15:26:35	0:03:58	0:05:09
RUNAWAY JUVENILE	208	1.78	150:20:55	0:24:23	0:31:42
PUBLIC WORKS	205	1.13	11:05:02	0:02:53	0:03:45
ASSAULT	182	2.21	204:54:01	0:30:40	0:39:51
DEATH	173	1.10	9:39:40	0:03:03	0:03:58
THREAT	164	1.44	80:26:39	0:20:27	0:26:35
ESCORT	141	2.15	119:40:54	0:23:42	0:30:49
ORDINANCE	115	1.28	41:11:03	0:16:49	0:21:51
CRIM SEX CONDUCT	115	1.51	131:51:12	0:45:28	0:59:06
FORGERY	112	1.52	92:57:00	0:32:48	0:42:39
MOTORIST ASSIST	107	1.43	51:08:24	0:20:03	0:26:04
WEAPONS	94	2.90	147:22:33	0:32:23	0:42:06
UNSECURE	87	1.74	28:28:03	0:11:19	0:14:42
PREDATORY OFFENDER	85	1.01	3:33:21	0:02:29	0:03:14
FIGHT	69	3.17	84:38:30	0:23:11	0:30:09
ABUSE/NEGLECT	65	1.43	31:44:42	0:20:29	0:26:37
HOLD UP ALARM	54	4.20	20:38:20	0:05:27	0:07:06
MENTAL HEALTH	54	2.50	63:37:42	0:28:17	0:36:46
SLUMPER	49	2.63	48:57:54	0:22:46	0:29:36
PARKING	45	1.16	11:55:06	0:13:45	0:17:53
INFORMATION	43	1.28	9:26:50	0:10:18	0:13:24
MISSING PERSON	33	1.97	23:53:21	0:22:03	0:28:40
SHOTS	31	2.32	17:32:00	0:14:37	0:19:00
STOLEN PROPERTY	29	2.24	43:38:26	0:40:17	0:52:22
K9 ACTIVITY	27	2.56	71:22:55	1:02:04	1:20:42
ROBBERY	26	7.15	180:00:36	0:58:04	1:15:29
JUVENILE ACTIVITY	20	1.60	12:50:53	0:24:05	0:31:19
FIREWORKS	10	1.80	4:37:09	0:15:24	0:20:01
WARRANT	9	2.78	17:43:29	0:42:32	0:55:18
RECOVERED STOLEN VEHICLE	6	1.67	8:32:37	0:51:16	1:06:38
ARSON	3	1.67	8:25:06	1:41:01	2:11:20
FLEEING	2	7.00	9:05:54	0:39:00	0:50:41
BOMB	2	1.50	1:11:53	0:23:58	0:31:09
AIRCRAFT	1	5.00	0:41:25	0:08:17	0:10:46
TOTALS	33572	1.74	19853:14:19	0:20:27	0:26:35

APPENDIX C - 2018

CALL TYPES	COUNT	AVERAGE # OFFICERS	TOTAL HOURS SPENT	AVERAGE TIME/ OFFICER	AVE TIME + ADMIN
MEDICAL	4106	1.87	2273:52:01	0:17:46	0:23:05
PUBLIC ASSIST	3958	1.35	1399:11:26	0:15:48	0:20:32
FOLLOW UP	3181	1.21	991:45:16	0:15:32	0:20:12
PROPERTY DAMAGE CRASH	2492	1.72	1533:18:38	0:21:31	0:27:59
SUSPICIOUS ACTIVITY	2345	1.88	1295:24:23	0:17:37	0:22:55
AID TO OTHER AGENCY	2193	2.90	3303:00:12	0:32:27	0:42:11
DOMESTIC	2031	2.19	2126:21:10	0:28:45	0:37:22
ALARM	1914	1.96	662:47:58	0:10:35	0:13:46
THEFT	1856	1.58	1238:16:37	0:25:19	0:32:54
WELFARE CHECK	1371	1.97	928:12:51	0:20:40	0:26:52
TRAFFIC	1190	1.34	477:04:08	0:17:57	0:23:21
FRAUD	773	1.33	327:45:24	0:19:11	0:24:56
THREAT	746	1.66	427:49:51	0:20:45	0:26:59
DWI	567	1.83	639:40:33	0:37:07	0:48:15
DISORDERLY CONDUCT	409	2.09	280:42:07	0:19:41	0:25:35
EXTRA PATROL	409	1.21	122:59:46	0:14:55	0:19:23
911 HANGUP/OPEN LINE	404	1.91	137:37:55	0:10:41	0:13:53
BURGLARY	320	1.97	328:20:52	0:31:16	0:40:39
SUICIDE	317	2.68	401:55:36	0:28:22	0:36:53
DRUGS	299	1.72	167:29:45	0:19:38	0:25:31
DAMAGE TO PROPERTY	286	1.33	121:37:54	0:19:09	0:24:54
NOISE	273	1.88	110:09:31	0:12:55	0:16:47
CIVIL DISPUTE	258	1.35	116:15:06	0:20:03	0:26:03
HARASSMENT	254	1.39	111:27:58	0:18:54	0:24:34
PERSONAL INJURY CRASH	238	4.01	553:10:08	0:34:45	0:45:11
REPOSSESSION	218	1.08	12:36:09	0:03:13	0:04:11
ESCORT	201	2.19	171:35:03	0:23:24	0:30:25
VEHICLE THEFT	198	1.56	160:17:02	0:31:07	0:40:28
PUBLIC WORKS	189	1.11	12:58:28	0:03:42	0:04:49
TRESPASS	182	1.90	124:18:11	0:21:33	0:28:01
ORDINANCE	178	1.22	52:37:20	0:14:29	0:18:50
UNSECURE	160	1.46	56:06:57	0:14:31	0:18:52
RUNAWAY JUVENILE	149	1.85	125:01:54	0:27:11	0:35:20
THEFT FROM VEHICLE	133	1.83	173:18:18	0:42:47	0:55:38
MENTAL HEALTH	132	2.43	150:04:51	0:27:44	0:36:03
ASSAULT	126	1.99	138:25:01	0:33:05	0:43:01
SLUMPER	117	2.50	98:32:49	0:20:11	0:26:14
CRIM SEX CONDUCT	106	1.52	80:09:13	0:29:52	0:38:50
FORGERY	97	1.86	108:55:16	0:36:18	0:47:12
WARRANT	74	2.34	102:46:56	0:35:51	0:46:37
PARKING	72	1.08	15:08:24	0:11:39	0:15:08
ABUSE/NEGLECT	64	1.53	49:45:29	0:30:28	0:39:36
FIGHT	62	3.87	81:47:54	0:20:27	0:26:35
HOLD UP ALARM	58	4.26	19:50:29	0:04:49	0:06:16
WEAPONS	55	2.53	74:51:21	0:32:19	0:42:00
STOLEN PROPERTY	43	1.60	42:39:27	0:37:06	0:48:13
SHOTS	42	2.50	37:35:13	0:21:29	0:27:55
INFORMATION	37	1.19	8:05:15	0:11:02	0:14:20
MOTORIST ASSIST	35	1.23	12:28:23	0:17:24	0:22:38
MISSING PERSON	32	2.53	37:09:35	0:27:32	0:35:47
PREDATORY OFFENDER	31	1.13	0:51:48	0:01:31	0:01:59
DEATH	19	3.74	67:59:29	0:57:27	1:14:42
K9 ACTIVITY	14	1.21	13:17:13	0:46:54	1:00:58
ROBBERY	14	9.29	111:50:34	0:51:37	1:07:06
FIREWORKS	11	2.27	6:21:22	0:15:15	0:19:50
JUVENILE ACTIVITY	10	1.50	5:05:23	0:20:22	0:26:28
RECOVERED STOLEN VEHICLE	5	2.00	5:59:48	0:35:59	0:46:46
ARSON	1	1.00	0:00:27	0:00:27	0:00:35
FLEEING	1	11.00	6:53:41	0:37:36	0:48:53
BOMB	1	8.00	9:39:56	1:12:30	1:34:14
TOTALS	35055	1.79	22251:21:45	0:21:19	0:27:43

APPENDIX C - 2019

CALL TYPES	COUNT	AVERAGE # OFFICERS	TOTAL HOURS SPENT	AVERAGE TIME/ OFFICER	AVE TIME + ADMIN
MEDICAL	3734	1.66	2427:59:43	0:23:27	0:30:29
PUBLIC ASSIST	3331	1.19	1255:52:47	0:19:07	0:24:51
FOLLOW UP	3185	1.14	1069:32:24	0:17:44	0:23:03
SUSPICIOUS ACTIVITY	2405	1.66	1505:34:58	0:22:48	0:29:39
AID TO OTHER AGENCY	2183	2.53	4603:08:42	0:52:12	1:07:52
PROPERTY DAMAGE CRASH	2051	1.48	1318:34:53	0:26:11	0:34:02
DOMESTIC	2031	1.95	2158:50:48	0:32:46	0:42:35
ALARM	1937	1.55	625:11:59	0:12:28	0:16:12
THEFT	1670	1.44	1260:10:38	0:31:25	0:40:50
WELFARE CHECK	1526	1.61	1033:26:01	0:25:14	0:32:48
TRAFFIC	1175	1.22	521:59:13	0:21:55	0:28:30
EXTRA PATROL	891	1.05	141:10:43	0:09:04	0:11:47
PARKING	870	1.08	288:22:33	0:18:29	0:24:02
MOTORIST ASSIST	815	1.31	347:00:03	0:19:36	0:25:29
FRAUD	688	1.23	350:13:59	0:25:01	0:32:31
DWI	625	2.19	1389:30:54	1:01:13	1:19:35
911 HANG UP/OPEN LINE	568	1.54	199:14:09	0:13:43	0:17:49
DISORDERLY CONDUCT	510	1.83	363:40:03	0:23:26	0:30:28
REPOSSESSION	332	1.06	19:59:28	0:03:25	0:04:27
DAMAGE TO PROPERTY	288	1.20	127:07:04	0:22:06	0:28:44
NOISE	283	1.52	127:58:18	0:17:49	0:23:10
CIVIL DISPUTE	282	1.22	125:34:35	0:21:58	0:28:33
DRUGS	279	1.39	148:08:16	0:23:02	0:29:56
SUICIDE	275	2.31	395:11:32	0:37:20	0:48:33
PERSONAL INJURY CRASH	258	3.87	622:55:54	0:37:29	0:48:44
HARASSMENT	255	1.19	140:38:44	0:27:57	0:36:20
VEHICLE THEFT	231	1.45	176:23:18	0:31:41	0:41:12
THREAT	230	1.41	145:02:45	0:26:47	0:34:49
TRESPASS	230	1.79	188:25:35	0:27:30	0:35:46
BURGLARY	215	2.06	300:00:15	0:40:38	0:52:49
PUBLIC WORKS	211	1.10	24:25:45	0:06:17	0:08:11
ESCORT	210	1.67	187:19:43	0:32:07	0:41:45
ORDINANCE	198	1.19	70:55:13	0:18:06	0:23:32
THEFT FROM VEHICLE	177	1.35	125:22:38	0:31:36	0:41:05
RUNAWAY JUVENILE	148	1.74	136:28:58	0:31:59	0:41:35
MENTAL HEALTH	147	2.11	171:31:46	0:33:12	0:43:10
ASSAULT	138	2.22	259:53:51	0:50:48	1:06:02
INFORMATION	133	1.13	26:48:50	0:10:44	0:13:57
SLUMPER	108	2.24	110:43:54	0:27:27	0:35:41
FORGERY	94	1.27	60:01:48	0:30:16	0:39:21
CRIM SEX CONDUCT	93	1.44	100:54:09	0:45:31	0:59:11
UNSECURE	91	1.46	32:09:09	0:14:30	0:18:51
FIGHT	82	3.01	91:45:53	0:22:17	0:28:59
FIREWORKS	74	1.22	23:14:16	0:15:30	0:20:08
ABUSE/NEGLECT	68	1.38	48:40:32	0:31:45	0:41:16
WEAPONS	60	3.30	138:06:56	0:41:51	0:54:25
PREDATORY OFFENDER	57	1.02	7:36:57	0:07:53	0:10:15
SHOTS	49	1.92	20:23:20	0:13:09	0:17:06
HOLD UP ALARM	48	3.85	31:58:42	0:10:22	0:13:29
STOLEN PROPERTY	41	2.15	63:43:57	0:43:27	0:56:29
MISSING PERSON	37	2.70	69:27:47	0:41:41	0:54:11
ROBBERY	23	5.57	110:58:25	0:52:01	1:07:37
WARRANT	17	2.24	28:53:15	0:45:37	0:59:18
K9 ACTIVITY	16	1.06	21:21:17	1:15:22	1:37:59
DEATH	10	1.50	4:30:26	0:18:02	0:23:26
JUVENILE ACTIVITY	7	1.00	4:50:44	0:41:32	0:54:00
RECOVERED STOLEN VEHICLE	3	1.33	2:04:20	0:31:05	0:40:24
ARSON	1	1.00	1:05:15	1:05:15	1:24:50
FLEEING	1	1.00	0:04:06	0:04:06	0:05:20
HOMICIDE	1	23.00	118:32:31	5:09:14	6:42:01
TOTALS	35691	1.57	25470:54:37	0:27:28	0:35:42

APPENDIX D - 2017

Total Calls for Service (CFS) including backup officers	58446
Total CFS (distinct count)	33572

Self Initated activity hours	2745
CFS hours	19853
Administrative time = CFS *30%	25808.9
% self initiated	10.64%

Staffing Estimates (Combined Shifts)

Total Time on CFS (Hours)	19853
Total Time Spent on shift (24*365)	8760
Officers = Hours on CFS/8760	2.27
Officers Required to Meet Performance Objectives (x2.5)	5.67
Officers Required x Shift Relief Factor of 5.28 (2.64 * 2 Shifts)	29.9

Staffing Estimates (Day Shift vs. Night Shift)

Total Time on CFS - Day Shift (Hours)	10955
Total Time on CFS - Night Shift (Hours)	9139

Total Time Spent per Shift per Year (12*365)	4380
--	------

Officers - Day Shift (Hours on CFS/4380)	2.50
Officers - Night Shift (Hours on CFS/4380)	2.09

Day Shift Officers Required to Meet Performance Objectives (x2.5)	6.25
Night Shift Officers Required to Meet Performance Objectives (x2.5)	5.22

Day Shift Officers Required x Shift Relief Factor of 2.64	16.5
Night Shift Officers Required x Shift Relief Factor of 2.64	13.8
	30

APPENDIX D - 2018

Total Calls for Service (CFS) including backup officers	62633
Total CFS (distinct count)	35055

Self Initated activity hours	2760
CFS hours	22251
Administrative time = CFS *30%	28926.3
% self initiated	9.54%

Staffing Estimates (Combined Shifts)

Total Time on CFS (Hours)	22251
Total Time Spent on shift (24*365)	8760
Officers = Hours on CFS/8760	2.54
Officers Required to Meet Performance Objectives (x2.5)	6.35
Officers Required x Shift Relief Factor of 5.28 (2.64 * 2 Shifts)	34

Staffing Estimates (Day Shift vs. Night Shift)

Total Time on CFS - Day Shift (Hours)	12044
Total Time on CFS - Night Shift (Hours)	10207

Total Time Spent per Shift per Year (12*365)	4380
--	------

Officers - Day Shift (Hours on CFS/4380)	2.75
Officers - Night Shift (Hours on CFS/4380)	2.33

Day Shift Officers Required to Meet Performance Objectives (x2.5)	6.87
Night Shift Officers Required to Meet Performance Objectives (x2.5)	5.83

Day Shift Officers Required x Shift Relief Factor of 2.64	18.1
Night Shift Officers Required x Shift Relief Factor of 2.64	15.4
	34

APPENDIX D - 2019

Total Calls for Service (CFS) including backup officers	55992
Total CFS (distinct count)	35691

Self Initated activity hours	2711
CFS hours	25471
Administrative time = CFS *30%	33112.3
% self initiated	8.19%

Staffing Estimates (Combined Shifts)

Total Time on CFS (Hours)	25471
Total Time Spent on shift (24*365)	8760
Officers = Hours on CFS/8760	2.91
Officers Required to Meet Performance Objectives (x2.5)	7.27
Officers Required x Shift Relief Factor of 5.28 (2.64 * 2 Shifts)	38

Staffing Estimates (Day Shift vs. Night Shift)

Total Time on CFS - Day Shift (Hours)	13785
Total Time on CFS - Night Shift (Hours)	11686

Total Time Spent per Shift per Year (12*365)	4380
--	------

Officers - Day Shift (Hours on CFS/4380)	3.15
Officers - Night Shift (Hours on CFS/4380)	2.67

Day Shift Officers Required to Meet Performance Objectives (x2.5)	7.87
Night Shift Officers Required to Meet Performance Objectives (x2.5)	6.67

Day Shift Officers Required x Shift Relief Factor of 2.64	20.8
Night Shift Officers Required x Shift Relief Factor of 2.64	17.6
	38