

BlaineMN.gov

Case File No. 21-0013 Oliver's



Blaine Planning Department / 10801 Town Square Dr NE / Blaine, MN 55449 / (763) 785-6180

LEGEND

Autumn Blaze Maple 3"

Japanese Tree Lilac 20 Gal

Blue Spruce Juniper #5
Qty 3

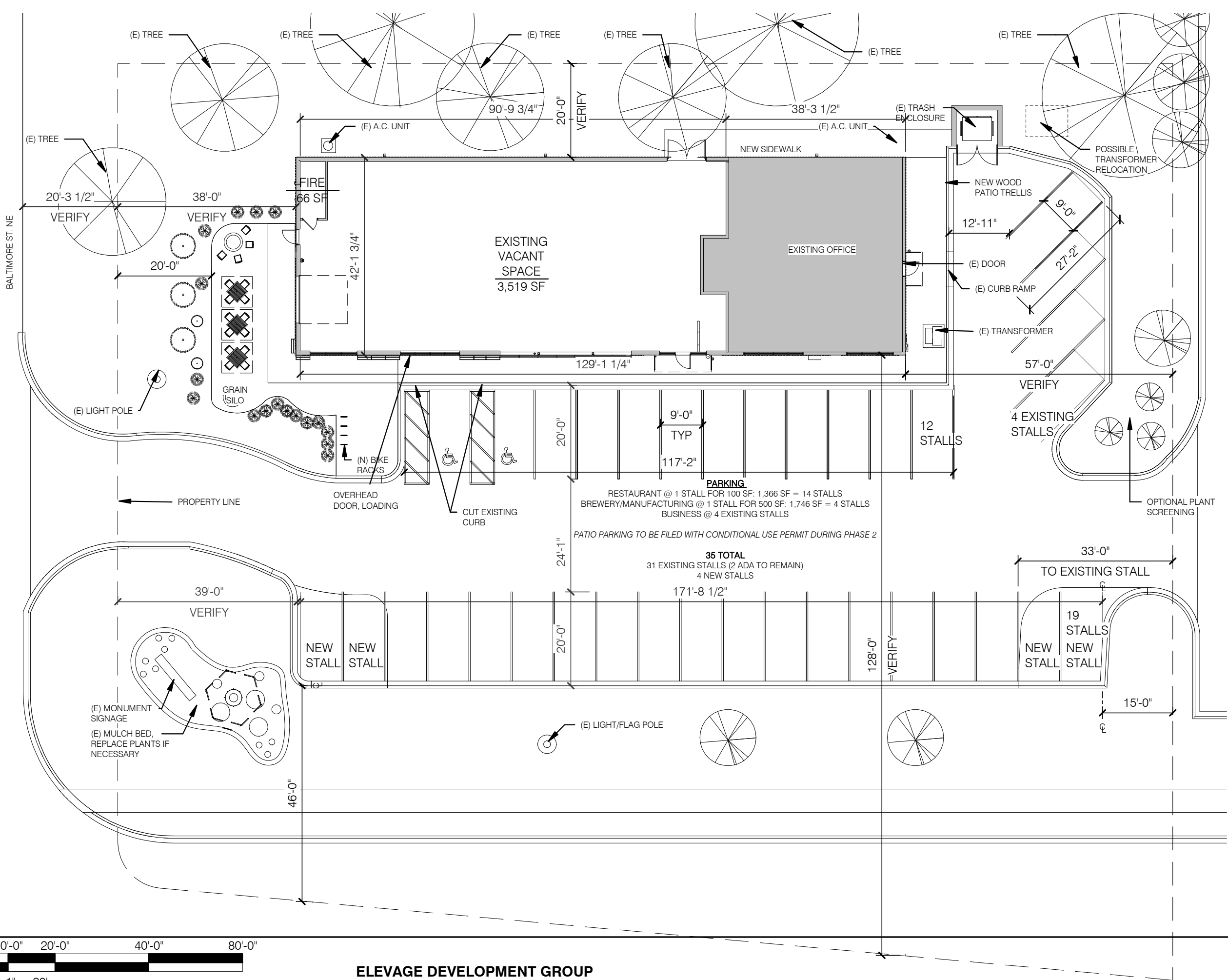
Karl Forester Reed Grass #5

Spirea Tor Birchleaf #2


Diablo Nine Bark #5

Purple Emperor Stone Crop

Strawberry Candy Daylilly #1

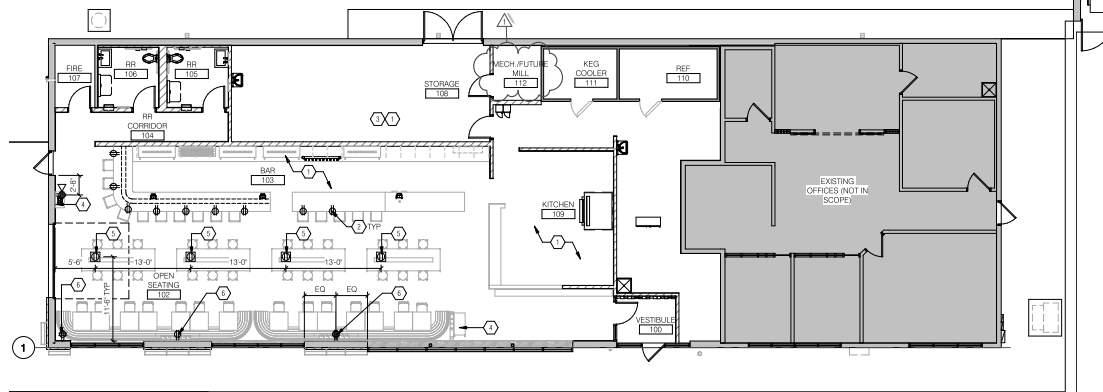


10 South Eighth Street
Minneapolis, MN 55402
t 612_339_2257
sheadesign.com



ELEVAGE DEVELOPMENT GROUP
8243.00

02/04/2021
© 2019 shea, inc.



1 POWER AND DATA PLAN
SCALE: 1/8" = 1'-0"



POWER / DATA PLAN NOTES

1. LOCATE ALL POWER SIGNAL AS SHOWN AND DIMENSIONED AT 18" A.F.F. UNLESS OTHERWISE NOTED.
2. SEE ELECTRICAL DRAWINGS AND LIGHT FIXTURE SCHEDULE FOR LIGHT FIXTURE TYPES AND SPECIFIC POWER REQUIREMENTS AND CONNECTIONS.
3. ALL DIMENSIONS OF REGISTER, TELEPHONE AND POS TO CENTERLINE OF BOX, TYPICAL.
4. ANY ELECTRIFIED MILLWORK TO BE PROVIDED WITH PRE-WIRED JUNCTION BOX WITHIN THE MILLWORK BY THE FUTURE CONTRACTOR.
5. ALL TRENCHING IN SLAB BY GENERAL CONTRACTOR OR ELECTRICAL CONTRACTOR TO BE COORDINATED WITH ELECTRICAL GROUTING PLANS FROM A/E.
6. SYMBOL INDICATES BASE BUILDING POWER FOR CONNECTION TO MILLWORK. REFER TO ELECTRICAL DRAWINGS FOR CIRCUITRY AND CLARIFICATION OF SAME.
7. ALL PLUG MOLD AS SPECIFIED BY A/E.
8. COORDINATE ALL WORK INVOLVING FIRE ALARM HOLD-OPEN DEVICES WITH OWNERS ALARM COMPANY.
9. ALL CONDUITS ARE TO BE CONCEALED WITHIN BUILDING CONSTRUCTION.
10. ALL JUNCTION BOXES ARE TO BE CONCEALED FROM VIEW. LOCATE ALL JUNCTION BOXES IN ACCESSIBLE LOCATIONS (E.G., IN MILLWORK, COVES AND ABOVE ACCESSIBLE CEILING).
11. ELECTRICAL CONTRACTOR TO COORDINATE LOCATIONS OF BUILDING JUNCTION BOXES IN CONNECTION WITH PERIMETER FIXTURES.
12. ELECTRICAL CONTRACTOR TO COORDINATE THEIR WORK WITH ALL ARCHITECTURAL AND ELECTRICAL DRAWINGS PERTINENT TO THE WORK. WHERE CONFLICTS OCCUR CONTACT CONSTRUCTION MANAGER FOR CLARIFICATION.
13. FINAL CONNECTION OF ALL LIGHTING FIXTURES, AND OF SHOWCASES AND MILLWORK CONTAINING LIGHTING FIXTURES SHALL BE BY THE ELECTRICAL CONTRACTOR. REFER TO RESPONSIBILITY SCHEDULE.
14. ALL SWITCHES / PLATES / OUTLETS TO BE WHITE U.N.O. OR TO MATCH EXISTING WHERE APPLICABLE.

POWER / DATA PLAN SYMBOLS

SYMBOL	DESCRIPTION
	DUPLEX OUTLET - SEE POWER/DATA DRAWINGS.
	DEDICATED DUPLEX OUTLET - SEE POWER/DATA DRAWINGS.
	QUADPLEX OUTLET - SEE POWER/DATA DRAWINGS.
	DEDICATED QUADPLEX OUTLET - SEE POWER/DATA DRAWINGS.
	VOICE-DATA OUTLET - SEE POWER/DATA DRAWINGS.
	VOICE OUTLET - SEE POWER/DATA DRAWINGS.
	VOICE OUTLET WITH HEIGHT A.F.F. INDICATOR - SEE POWER/DATA DRAWINGS.
	WALL PHONE - SEE POWER/DATA DRAWINGS.
	DATA OUTLET - SEE POWER/DATA DRAWINGS.
	DATA OUTLET WITH HEIGHT A.F.F. INDICATOR - SEE POWER/DATA DRAWINGS.
	SINGLE GANG LIGHT SWITCH OUTLET - SEE POWER/DATA DRAWINGS.
	SINGLE GANG LIGHT SWITCH OUTLET WITH HEIGHT A.F.F. INDICATOR - SEE POWER/DATA DRAWINGS.
	DOUBLE GANG LIGHT SWITCH OUTLET - SEE POWER/DATA DRAWINGS.
	CARD READER - SEE POWER/DATA DRAWINGS.
	SECURITY PAD - SEE POWER/DATA DRAWINGS.
	DOORBELL - SEE POWER/DATA DRAWINGS.
	FLOOR POWER OUTLET - SEE POWER/DATA DRAWINGS.
	FLOOR VOICE-DATA OUTLET - SEE POWER/DATA DRAWINGS.

POWER / DATA KEY NOTES

(NOT ALL KEYNOTES MAY BE USED ON THIS SHEET)		
NO.	DESCRIPTION	REV.
1	SEE KEY SHEETS FOR POWER LOCATIONS IN KITCHEN AREAS.	
2	INSTALL POWER RECEPTACLES (HORIZONTALLY) AT BAR DIE WALL BETWEEN COAT HOOKS. CENTER EQUALLY BETWEEN COAT HOOKS.	
3	COORDINATE WITH OWNER/DESIGNER/DESIGN BUILD MEP FOR FUTURE BREWERY EQUIPMENT POWER REQUIREMENTS.	
4	INSTALL POWER AND DATA FLOOR/WALL. COORDINATE WITH DESIGN/BUILD ELECTRICAL CONTRACTOR.	
5	POWER IN FLOOR FOR COMMUNITY TABLE. COORDINATE WITH DESIGN/BUILD ELECTRICAL CONTRACTOR.	
6	POWER IN WALL FOR CAFE BENCH AND VINTAGE SPEAKERS. COORDINATE WITH DESIGN/BUILD ELECTRICAL CONTRACTOR.	



10 South Eighth Street
Minneapolis, MN 55402

1612 339-2257
sheadesign.com

consultant
HERZOG ENGINEERING, LLC
530 N. 3RD ST., SUITE 230
MINNEAPOLIS, MN 55401

NATIONAL RESTAURANT DESIGN
7606 209TH ST. N.
FOREST LAKE, MN 55025

project title
ELEVAGE DEVELOPMENT GROUP
INTERIOR REMODEL
10901 BALTIMORE ST. NE
BLAINE, MN 55449

ELEVAGE
HOSPITALITY

client
COREY BURSTAD
10901 BALTIMORE ST. NE
BLAINE, MN 55449

SEA
I HEREBY CERTIFY THAT THIS PLAN, SPECIFICATION, OR REPORT WAS PREPARED BY ME OR UNDER MY DIRECT SUPERVISION AND THAT I AM A DULY LICENSED ARCHITECT UNDER THE LAWS OF THE STATE OF MINNESOTA.

PRINTED NAME
David A. Shea III

SIGNATURE

DATE ISSUED
03-22-2021

REV. NO.
12982

BID/PERMIT SET
04/20/2020

no. 000
1 8/22/2021 ADDENDUM 1

project no.
8243.00
drawn
BCJS

issue date
ADDENDUM 1
checked
JS/MK/CD/AV

sheet title
POWER AND DATA PLAN

A810

© 2019 Shea III