

INFORMATION
MINIMUM FALL ZONE
SURFACED WITH
RESILIENT MATERIAL
AREA

3349 SQ.FT.

PERIMETER
503 FT.

STRUCTURE SIZE
70' 10" x 80' 2"

STRUCTURE IS DESIGNED
FOR CHILDREN AGES:

- 6-23 MONTH OLDS
- 2-5 YEAR OLDS
- 5-12 YEAR OLDS
- 13 + YEAR OLDS



Registered
to ISO 9001

Registered
to ISO 14001

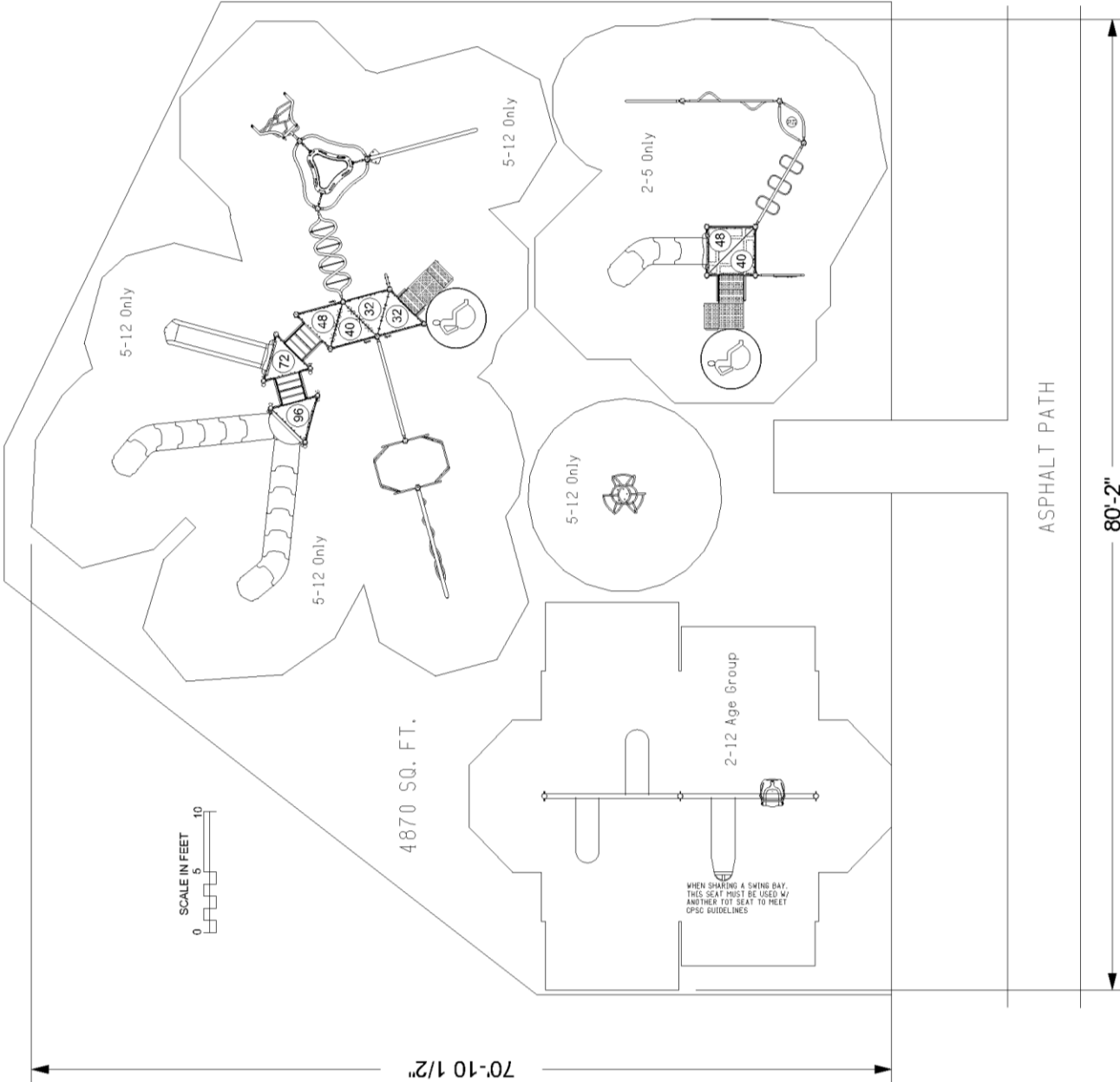


To verify product certification,
visit www.ipema.org

The play components identified
in this plan are IPEMA
certified. The use and layout of
these components conform to the
requirements of ASTM F1487.
To verify product certification,
visit www.ipema.org

The space requirements shown
here are to ASTM standards.
Requirements for other standards
may be different.

The use and layout of play
components identified in this plan
conform to the CPSC guidelines.
U.S. CPSC recommends the
separation of age groups in
playground layouts.



WARNING!

ACCESSIBLE SAFETY SURFACING MATERIAL IS REQUIRED BENEATH
AND AROUND THIS EQUIPMENT.
FOR SLIDE FALL ZONE SURFACING AREA SEE CPSC's Handbook for
Public Playground Safety.
PLATFORM HEIGHTS ARE IN INCHES ABOVE RESILIENT MATERIAL.

ADA ACCESSIBILITY GUIDELINE (ADAAG CONFORMANCE)

NUMBER OF PLAY EVENTS:	24	RECD: 0
NUMBER OF ELEVATED PLAY EVENTS:	8	RECD: 0
NUMBER OF ELEVATED PLAY EVENTS ACCESSIBLE BY RAMP:	PROVIDED: 0	RECD: 8
NUMBER OF ELEVATED PLAY EVENTS ACCESSIBLE BY TRANSFER SYSTEM:	PROVIDED: 8	RECD: 4
NUMBER OF ELEVATED PLAY EVENTS ACCESSIBLE BY RAMP OR TRANSFER SYSTEM:	PROVIDED: 16	RECD: 3
NUMBER OF GROUND LEVEL PLAY EVENTS:	PROVIDED: 4	RECD: 3
NUMBER OF TYPES OF GROUND LEVEL PLAY EVENTS:	PROVIDED: 4	RECD: 3



February 07, 2016

SERIES: Basics, Intensity, Nucleus

Cloverleaf Park

St. Croix Recreation Company, Inc.

SITE PLAN

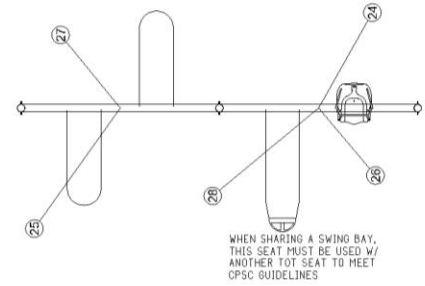

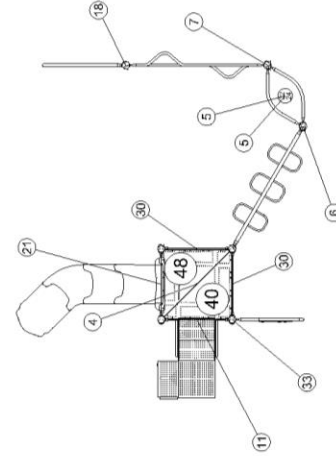
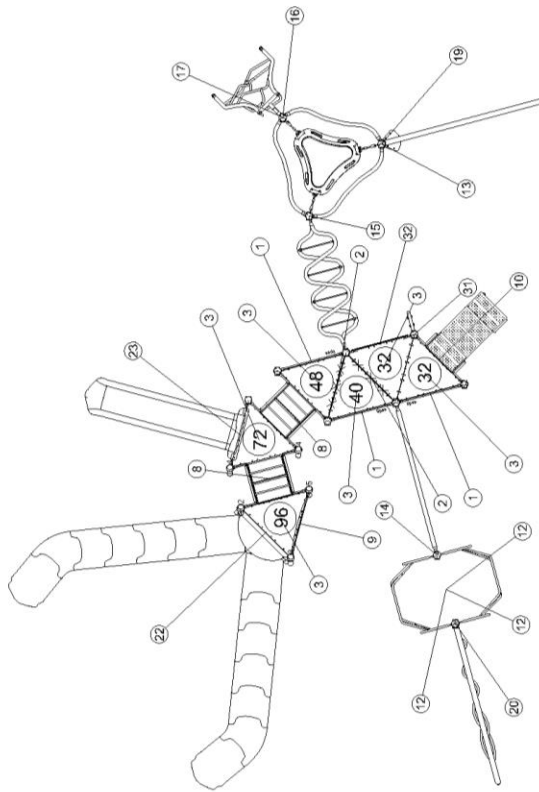
650 99th AVE NE

100-90798-2

DRAWN BY: Kari Champeau

BLAINE, MN 55433

ITEM	COMP.	DESCRIPTION
1	270-0001	OFFSET ENCLOSURE
2	270-0050	8" CLOSURE PLATE
3	270-0129	TRIANGLE PLATFORM
4	270-0136	SPLIT SQUARE PLATFORM
5	370-0001	AGILITY ARC
6	370-0030	ATHLETIC ARCH 2-5
7	370-0031	POWER PIPES CLIMBER 2-5
8	370-0467	24" TRANSITION STAIR W/BARRI
9	370-0666	MOUNTAIN TOP CLIMBER 96"
10	370-0718	TRANSFER STATION, HANDRAIL
11	370-0719	TRANSFER STATION, HANDRAIL
12	370-0763	ODYSSEY DECK LINK
13	370-0806	TRIGON TOWER
14	370-0807	SPIDER, 96" DECK TO DECK
15	370-0808	TWISTING TRAVERSE
16	370-0832	PLEXUS TANGLE CLIMBER
17	370-0837	CLIMBER POST ATTACHMENT
18	370-0840	APEX ROPE CLIMBER 2-5
19	370-1582	APEX ELLIPSE CLIMBER
20	370-1584	APEX WAVE CLIMBER
21	470-0541	VIPER L 48-96
22	470-0572	VIPER II RL 96
23	470-0622	ROCK'N ROLL SLIDE, 64" - 72"
24	550-0093	SINGLE POST SWING ASSEMBL
25	550-0094	SINGLE POST SWING ADD-ON 5'
26	550-0099	TOT SEAT, 7' & 8' SINGLE, STD C
27	550-0112	BELT SEAT, 8' PAIR, STD CHAIN
28	550-0171	FREEDOM SWING SEAT, 8' BEAN
29	560-2571	COMET II
30	570-0394	PIPE WALL
31	570-0717	RAINDROPS ACTIVITY PANEL
32	570-0811	BRaille PANEL
33	570-0815	WAVER RING PANEL



SERIES: Basics, Intensity, Nucleus
 COMPONENT PLAN
 DRAWN BY: Kari Champeau

Cloverleaf Park
 650 99th AVE NE
 BLAINE, MN 55433

St. Croix Recreation Company, Inc.
 100-90798-2

February 07, 2016

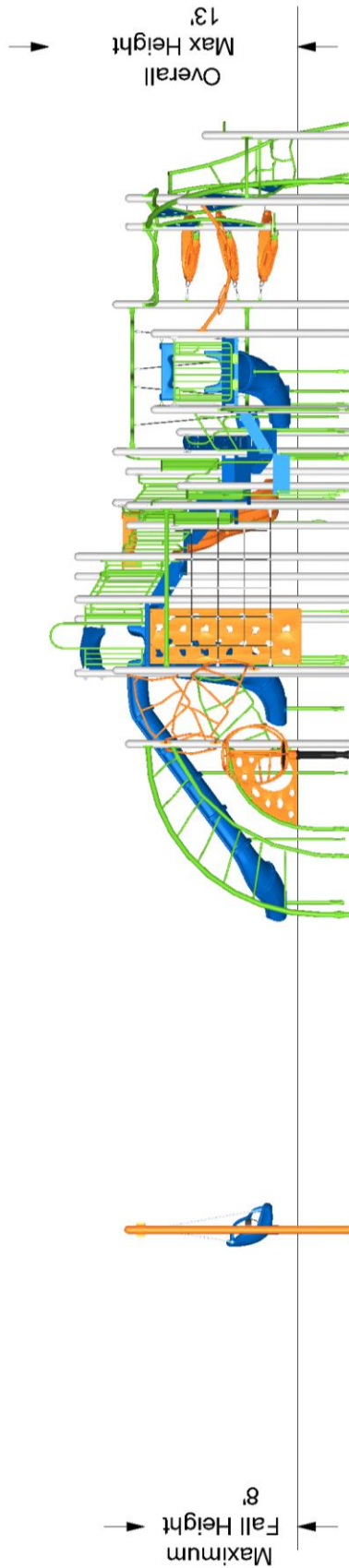


SERIES: Basics, Intensity, Nucleus
ELEVATION PLAN
DRAWN BY: Kari Champeau

Cloverleaf Park
650 99th AVE NE
BLAINE, MN 55433

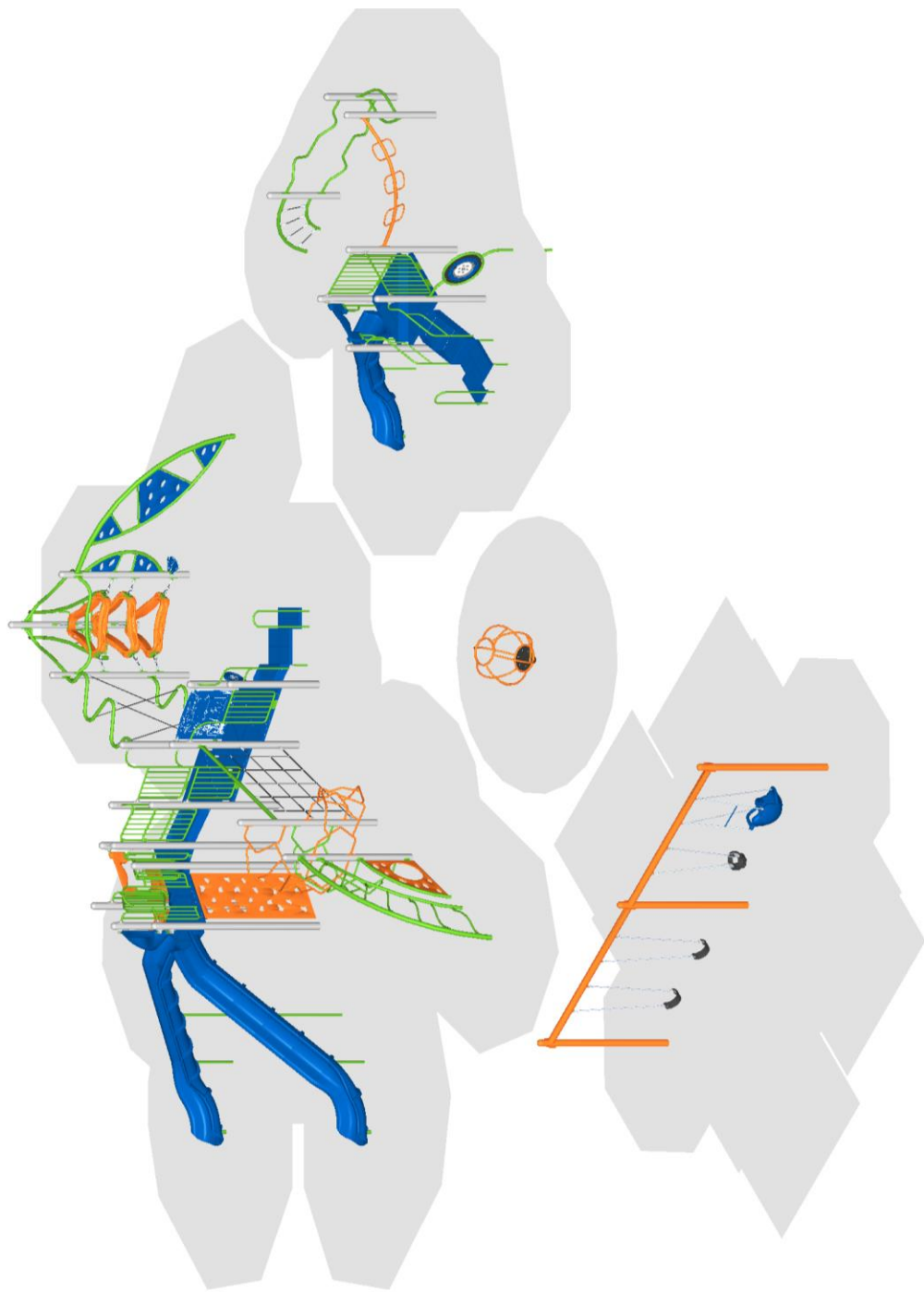
St. Croix Recreation Company, Inc.
100-90798-2

BCI Burke Company, LLC PO Box 549 Fond du Lac, Wisconsin 54936-0549 Telephone 920-921-9220



The protective surfacing for this design must accommodate the critical fall height.

February 07, 2016



Burke

February 07, 2016

SERIES: Basics, Intensity, Nucleus

ISOMETRIC PLAN

DRAWN BY: Kari Champeau

Cloverleaf Park

650 99th AVE NE

BLAINE, MN 55433

St. Croix Recreation Company, Inc.

100-90798-2

BCI Burke Company, LLC PO Box 549 Fond du Lac, Wisconsin 54936-0549 Telephone 920-921-9220



100-90798-2

February 07, 2016
2016 Pricing

Proposal Prepared for:

JEROME KRIEGER, RECREATION Mgr.
CITY OF BLAINE PARKS AND REC
10801 TOWN SQUARE DR NE
BLAINE, MN 55449
Phone: 763-785-6161

Project Location:

Cloverleaf Park
650 99th AVE NE
BLAINE, MN 55433

Proposal Prepared by:

St. Croix Recreation
225 N. Second Street
Stillwater, MN 55082
Phone: 651-430-1247
Fax: 651-430-9231

Mike Basich

Phone: 651-430-1247

Fax: 651-430-9231

mb@stcroixrec.com

Component No.	Description	Qty	Weight	Ext. Weight	Price	Ext. Price
Burke Basics						
550-0093	SINGLE POST SWING ASSEMBLY 5"...	1	220	220	\$978	\$978
550-0094	SINGLE POST SWING ADD-ON 5" OD	1	145	145	\$830	\$830
550-0099	TOT SEAT, 7' & 8' SINGLE, STD...	1	12	12	\$150	\$150
550-0112	BELT SEAT, 8' PAIR, STD CHAIN	1	20	20	\$164	\$164
550-0171	FREEDOM SWING SEAT, 8' BEAM, ...	1	38	38	\$806	\$806
560-2571	COMET II	1	149	149	\$1,600	\$1,600
List Price: \$4,528						
Intensity						
370-0001	AGILITY ARC	2	11	22	\$187	\$374
370-0030	ATHLETIC ARCH 2-5	1	46	46	\$699	\$699
370-0031	POWER PIPES CLIMBER 2-5	1	33	33	\$466	\$466
370-0808	TWISTING TRAVERSE	1	103	103	\$1,502	\$1,502
370-0832	PLEXUS TANGLE CLIMBER	1	89	89	\$1,039	\$1,039
370-0837	CLIMBER POST ATTACHMENT	1	3	3	\$145	\$145
370-0840	APEX ROPE CLIMBER 2-5	1	57	57	\$1,247	\$1,247
370-1582	APEX ELLIPSE CLIMBER	1	191	191	\$2,495	\$2,495
370-1584	APEX WAVE CLIMBER	1	185	185	\$1,975	\$1,975
570-0815	WAVER RING PANEL	1	62	62	\$1,698	\$1,698
670-0097	INTENSITY CURRICULUM KIT	1	2	2	\$0	\$0
List Price: \$11,640						
Nucleus						
270-0001	OFFSET ENCLOSURE	3	30	90	\$296	\$888
270-0050	8" CLOSURE PLATE	2	10	20	\$106	\$212
270-0129	TRIANGLE PLATFORM	6	48	288	\$519	\$3,114
270-0136	SPLIT SQUARE PLATFORM	1	103	103	\$1,112	\$1,112
370-0467	24" TRANSITION STAIR W/BARRIE...	2	164	328	\$1,808	\$3,616
370-0566	MOUNTAIN TOP CLIMBER 96"	1	154	154	\$1,784	\$1,784
370-0718	TRANSFER STATION, HANDRAIL 32"	1	162	162	\$1,448	\$1,448
370-0719	TRANSFER STATION, HANDRAIL 40"	1	199	199	\$1,485	\$1,485
370-0763	ODYSSEY DECK LINK	3	40	120	\$673	\$2,019
370-0806	TRIGON TOWER	1	172	172	\$5,719	\$5,719
370-0807	SPIDER, 96", DECK TO DECK	1	62	62	\$2,183	\$2,183
470-0541	VIPER L 48-56	1	158	158	\$2,181	\$2,181



100-90798-2

February 07, 2016

2016 Pricing

470-0572	VIPER II RL 96	1	487	487	\$5,573	\$5,573
470-0622	ROCK'N ROLL SLIDE, 64" - 72"	1	147	147	\$1,405	\$1,405
570-0394	PIPE WALL	2	36	72	\$561	\$1,122
570-0717	RAINDROPS ACTIVITY PANEL	1	8	8	\$460	\$460
570-0811	BRAILLE PANEL	1	55	55	\$1,008	\$1,008
600-0104	NPPS SUPERVISION SAFETY KIT	1	3	3	\$0	\$0
670-0001	POST ASSEMBLY 5" OD X 91"	2	49	98	\$231	\$462
670-0002	POST ASSEMBLY 5" OD X 107"	3	58	174	\$256	\$768
670-0098	MODULAR HARDWARE, NUCLEUS	1	5	5	\$0	\$0
670-0099	INSTALLATION KIT, INTENSITY	1	2	2	\$0	\$0
670-0103	MAINTENANCE KIT, INTENSITY	1	0	0	\$0	\$0
670-0165	POST ASSEMBLY 5" OD X 123"	4	66	264	\$294	\$1,176
670-0166	POST ASSEMBLY 5" OD X 139"	6	74	444	\$313	\$1,878
670-0167	POST ASSEMBLY 5" OD X 147"	4	78	312	\$345	\$1,380
670-0169	POST ASSEMBLY 5" OD X 171"	5	91	455	\$410	\$2,050

List Price: \$43,043

Total User Capacity:	126
Total Weight:	5,759 lbs.
With Packaging (+15%):	6,623 lbs.
Total Price:	\$59,211
Freight:	\$1,200
EWf:	\$4,600
Installation w/Curb:	\$11,400
DISCOUNT:	<u>-\$16,411</u>
Total Discount Price:	\$60,000

Information is relative to the Feb 5 2016 4:35AM database.

Pricing is valid for 45 days from the date of this proposal. Burke reserves the right to make drawing and pricing adjustments based on latest safety requirements imposed by ADA, CPSC and ASTM.

If you have any questions, please call us.
Thank you.